




MCB FUNDS
Investments for Life

HALF YEARLY REPORT

DECEMBER
2024
(UNAUDITED)

Funds Under Management of
MCB Investment Management Limited



MCB DCF FIXED RETURN FUND-III

TABLE OF CONTENTS

1	Fund's Information	771
2	Report of the Directors of the Management Company	772
3	Trustee Report to the Unit Holders	779
4	Auditor's Report to the Unit Holders on Review of Condensed Interim Financial Statements	780
5	Condensed Interim Statement of Assets And Liabilities	781
6	Condensed Interim Income Statement (Un-audited)	782
7	Condensed Interim Statement of Other Comprehensive Income (Un-audited)	784
8	Condensed Interim Statement of Movement in Unit Holder's Funds (Un-audited)	786
9	Condensed Interim Cash Flow Statement (Un-audited)	788
10	Notes to and forming part of the Condensed Interim Financial Statements (Un-audited)	789

FUND'S INFORMATION

Management Company	MCB Investment Management Limited Adamjee House, 2nd Floor, I.I. Chundrigar Road, Karachi.	
Board of Directors	Mr. Haroun Rashid Mr. Muhammad Nauman Chughtai Mr. Khawaja Khalil Shah Mr. Ahmed Jahangir Mr. Manzar Mushtaq Mr. Fahd Kamal Chinoy Syed Savail Meekal Hussain Ms. Mavra Adil Khan	Chairman Director Chief Executive Officer Director Director Director Director Director
Audit Committee	Syed Savail Meekal Hussain Mr. Ahmed Jahangir Mr. Manzar Mushtaq	Chairman Member Member
Human Resource & Remuneration Committee	Mr. Fahd Kamal Chinoy Mr. Ahmed Jahangir Ms. Mavra Adil Khan Mr. Khawaja Khalil Shah Mr. Muhammad Nauman Chughtai	Chairman Member Member Member Member
Credit Committee	Mr. Ahmed Jahangir Mr. Manzar Mushtaq Syed Savail Meekal Hussain Mr. Khawaja Khalil Shah	Member Member Member Member
Chief Executive Officer Chief Operating Officer & Chief Financial Officer	Mr. Khawaja Khalil Shah Mr. Muhammad Asif Mehdi Rizvi	
Company Secretary	Mr. Altaf Ahmad Faisal	
Trustee	Central Depository Company of Pakistan Ltd. CDC House, 99-B, Block 'B'S.M.C.H.S Main Shakra-e-Faisal Karachi Tel: (92-21) 111-111-500 Fax: (92-21) 34326053 Web: www.cdcpakistan.com	
Bankers	MCB Bank Limited	
Auditors	Yousuf Adil Chartered Accountants Cavish Court, A-35, Block 7 & 8 KCHSU, Shakra-e-Faisal, Karachi-75350.	
Legal Advisor	Bawaney & Partners 3rd & 4th Floor, 68 C, Lane 13, Bukhari Commercial Area Phase VI, D.H.A., Karachi	
Rating	AM1 Asset Manager Rating assigned by PACRA	
Transfer Agent	MCB Investment Management Limited Adamjee House, 2nd Floor, I.I. Chundrigar Road, Karachi.	

REPORT OF THE DIRECTOR OF THE MANAGEMENT COMPANY FOR THE HALF YEAR ENDED DECEMBER 31, 2024

Dear Investor,

On behalf of the Board of Directors, I am pleased to present **MCB DCF Fixed Return Fund III Plans** under *MCB DCF Fixed Return Fund III* accounts review for the half-year ended December 31, 2024.

Economy Review

The fiscal year began on a positive note with the government securing a staff-level agreement with the IMF for a 37-month Extended Fund Facility (EFF) worth approximately USD 7.0 billion. After Pakistan fulfilled all the required preconditions the IMF Executive Board approved the program on September 27, 2024. Subsequently, the State Bank of Pakistan (SBP) received the first tranche of USD 1.0 billion, bolstering foreign exchange reserves and lending support to the the currency as the USD/PKR parity remained stable around 278.5 during the first half of the fiscal year.

The country posted a current account Surplus of USD 1.2bn in the first six months of the fiscal year 2025 (1HFY25) compared to a deficit of USD 1.4bn in the corresponding period last year. The major contributor towards improving current account was the remittances inflows which skyrocketed by 32.8% to USD 4.4bn. Trade Deficit increased by 12.6% YoY as exports rose by 7.2% while imports increased by 9.3% from a low base. The county's external position improved with SBP's foreign exchange reserves increasing to USD 11.7bn as of Dec-24 end compared to USD 9.4bn at the end of last fiscal year. This was on account of current account surplus and flows from IMF and multilateral sources.

Headline inflation represented by CPI averaged 7.3% during 1HFY25 compared to 28.8% in the corresponding period last year. This sharp decline was driven by the currency's stability over the past one year, which led to stable food and energy prices. Additionally, the large decline in wheat prices and base effect further contributed to the lower inflation figures.

The country's GDP grew by 0.9% in the first quarter of the financial year 2024-25 as compared to 2.3% in the corresponding period last year. Agriculture grew by 1.2%, Services sector grew by 1.4% while industrial sector witnessed a decline of 1.0%. Historic high interest rates and political uncertainty were the major culprits behind the subdued industrial output. On the fiscal side, FBR tax collection increased by 25.9% in 1HFY25 to PKR 5,623 billion, missing the target by PKR 386 billion. The shortfall is largely attributed to reduced tax collection from imports due to a slowdown in trade, sluggish growth and low inflation.

FUND PERFORMANCE

MCB DCFFR IIP1 was launched on July 11, 2024 with a promised return of 17.60%. The fund will mature on July 10, 2025

MCB DCFFR IIP2 was launched on Aug 16, 2024 with a promised return of 17.00%. The fund will mature on July 10, 2025

REPORT OF THE DIRECTOR OF THE MANAGEMENT COMPANY FOR THE HALF YEAR ENDED DECEMBER 31, 2024

MCB DCFFR IIP3 was launched on Sept 05, 2024 with a promised return of 16.90%. The fund will mature on May 02, 2025

MCB DCFFR IIP4 was launched on Oct 10, 2024 with a promised return of 12.35%. The fund will mature on September 20, 2026

MCB DCFFR IIP5 was launched on Oct 15, 2024 with a promised return of 13.90%. The fund will mature on March 06, 2025.

Economy & Market – Future Outlook

Pakistan's GDP growth is projected to inch up to 2.8% in FY25, compared to 2.5% last year. The industrial and services sectors are expected to expand by 3.1% and 3.0%, respectively, driven by a gradual recovery in demand and the base effect. However, agricultural growth is likely to remain modest at 2.2%, constrained by the high base effect and flood-related damage to the cotton crop.

The continuation of the IMF program is a key positive as it will allow us to tap funding from bilateral and multilateral sources. We expect SBP reserves to increase to USD 13.5bn by year end on the back of flows from friendly countries, IMF and multilateral agencies. Pakistan is on track to record the first annual surplus since FY11 on the back of rebound in exports and remittances along with controlled imports. We expect a current account surplus of USD 2.1bn (0.5% of GDP) in FY25 compared to deficit of USD 681mn (0.2% of GDP) in FY24. We are of the view that improvement in exports and remittances and increased comfort on the external will keep currency stable in the near term. We expect marginal currency depreciation this year with USD/PKR expected to close June 25 around 280.8.

The inflation reading has come down sharply mainly due to base effect and stable currency. The headline inflation number in December 2024 clocked in at 4.1% compared to a high of 38.0% in May 2023. This was the lowest reading in the last 80 months. The core inflation also remained on a declining trajectory, clocking at 9.2% (34 months low). We anticipate CPI to average around 6.1% in FY25 compared to 23.9% in FY24. The SBP has decreased interest rates by a cumulative 900bps since June-24 as interest rates have declined to 13.0% from a high of 22.0%. We believe after an interest rate cut of further 100bps, monetary policy committee may pause the easing cycle to evaluate the monetary transmission effect of the interest rate decline. In our base case, we have assumed the interest rate may remained anchored at 12.0% in near term. We do not rule out further rate cuts with lower than expected inflation along with a strong build up in Forex Reserves.

For debt holders, we expect Money Market Funds to continue to seamlessly mirror policy rates throughout the year.

Mutual Fund Industry Review

The Net Assets of the open-end mutual funds industry increased by about 68.1% during 1HFY25 to PKR 4,326bn. Total money market funds grew by about 45.8% since Jun-24. Within the money market sphere,

REPORT OF THE DIRECTOR OF THE MANAGEMENT COMPANY FOR THE HALF YEAR ENDED DECEMBER 31, 2024

conventional funds showed a growth of 85.9% to PKR 1,170bn while Islamic funds increased by 8.7% to PKR 738bn. In addition, the total fixed Income and Fixed Rate funds increased by about 96.5% since Jun-24 to PKR 1,889bn while Equity and related funds increased by 80.9% to PKR 462bn.

In terms of the segment share, Money Market funds were the leader with a share of around 44.1%, followed by Income and fixed return funds with 43.7% and Equity and Equity related funds having a share of 10.7% as at the end of December 2024.

Mutual Fund Industry Outlook

Money market funds should benefit from higher liquidity as they are ideal for investors with a short-term horizon and low risk profile. As economic recovery gains further traction and becomes broader based, the interest in capital markets particularly equities will continue to remain strong. Our operations remained seamless and given our competitive edge in digital access and online customer experience, we are prepared to get benefits of the growing number of investors available online.


ACKNOWLEDGEMENT

The Board is thankful to the Fund's valued investors, the Securities and Exchange Commission of Pakistan and the Trustees of the Fund for their continued cooperation and support. The Directors also appreciate the efforts put in by the management team.

On behalf of Directors,



Khawaja Khalil Shah
Chief Executive Officer
February 04, 2025



Manzar Mushtaq
Director
February 04, 2025

ڈائریکٹرز رپورٹ

اظہار تشکر

بورڈ فنڈ کے قابل قدر سرمایہ کاروں، سکیورٹیز اینڈ ایکسچینج کمیشن آف پاکستان، اور فنڈ کے ٹرسٹیز کا اُن کے مسلسل تعاون اور حمایت کے لیے شکریہ ادا کرتا ہے۔ ڈائریکٹرز انتظامی ٹیم کی کاوشوں کو بھی خراج تحسین پیش کرتے ہیں۔

منجانب ڈائریکٹرز

Manzar Mushtaq

منظر مشتاق

ڈائریکٹر

کراچی،

04 فروری 2025ء



خواجہ خلیل شاہ

چیف ایگزیکٹو آفیسر

کراچی،

04 فروری 2025ء

ڈائریکٹرز رپورٹ

مہنگائی کی سطح میں تیزی سے کمی آئی ہے جس کے اہم ترین عوامل بنیادی اثراور روپے میں استحکام ہیں۔ ہیڈ لائن مہنگائی دسمبر 2024ء میں 4.1 فیصد تک پہنچ گئی تھی، جو مئی 2023ء میں 38.0 فیصد کی بلند سطح کے بالمقابل ہے۔ یہ گزشتہ 80 ماہ کی کم ترین سطح ہے۔ بنیادی مہنگائی میں بھی کمی کارخانہ راجو 9.2 فیصد (34 ماہ کی کم ترین سطح) تک پہنچ گئی۔ 'سی پی آئی' کا اوسط مالی سال 2025ء میں متوقع طور پر تقریباً 6.1 فیصد ہوگا، جو مالی سال 2024ء میں 23.9 فیصد کے بالمقابل ہے۔ ایس بی پی نے سود کی شرحوں میں جون 2024ء سے اب تک مجموعی طور پر 900 بی پی ایس کی کمی ہے کیونکہ سود کی شرحیں 22.0 فیصد کی بلند سطح سے کم ہو کر 13.0 فیصد ہو گئے ہیں۔ ہم سمجھتے ہیں کہ شرح سود میں مزید 100 بی پی ایس کی کمی کے بعد مانیٹری پالیسی کمیٹی اس کمی کی مالیاتی منتقلی کے اثر کو جانچنے کے لیے تسہیل کے چکر کو کچھ عرصے کے لیے روک سکتی ہے۔ ہمارے base کے معاملے میں ہم فرض کر رہے ہیں کہ شرح سود مستقبل قریب میں 12.0 فیصد پر جھکی رہے گی، تاہم متوقع سے کم مہنگائی اور زر مبادلہ کے ذخائر میں بھرپور بڑھوتری کے ساتھ شرح سود میں مزید کمی خارج از امکان نہیں ہے۔

حاملین قرض کے لیے ہم سمجھتے ہیں کہ منی مارکیٹ فنڈز سال بھر بلا رکاوٹ پالیسی شرحوں کی عکاسی جاری رکھیں گے۔

میوچل فنڈ صنعت کا جائزہ

اپن-اینڈ میوچل فنڈز صنعت کے نیٹ اثاثہ جات مالی سال 2025ء کے نصف اوّل کے دوران تقریباً 68.1 فیصد بڑھ کر 4,326 بلین روپے ہو گئے۔ منی مارکیٹ فنڈز میں جون 2024ء کے بعد مجموعی طور پر تقریباً 45.8 فیصد ترقی ہوئی۔ منی مارکیٹ کے دائرہ کار میں روایتی فنڈز 85.9 فیصد بڑھ کر 1.170 بلین روپے ہو گئے جبکہ اسلامک فنڈز 8.7 فیصد بڑھ کر 738 بلین روپے ہو گئے۔ مزید برآں، فیکسڈ انکم اور فیکسڈ ریٹ فنڈز جون 2024ء کے بعد سے مجموعی طور پر تقریباً 96.5 فیصد بڑھ کر 1,889 بلین روپے ہو گئے، جبکہ ایکویٹی اور متعلقہ فنڈز 80.9 فیصد بڑھ کر 462 بلین روپے ہو گئے۔

زمرہ جاتی تقسیم کے اعتبار سے دسمبر 2024ء کے اختتام پر منی مارکیٹ فنڈز تقریباً 44.1 فیصد حصے کے ساتھ سب سے آگے تھے، جبکہ انکم اور فیکسڈ ریٹ فنڈز 43.7 فیصد، اور ایکویٹی اور اس سے متعلقہ فنڈز 10.7 فیصد حصے کے ساتھ دوسرے اور تیسرے نمبر پر رہے۔

میوچل فنڈ صنعت کے مستقبل کا منظر

منی مارکیٹ فنڈز کو بہتر نقدیت سے فائدہ اٹھانا چاہیے کیونکہ یہ فنڈز ایسے سرمایہ کاروں کے لیے موزوں ترین ہوتے ہیں جو مختصر مدت کے لیے اور خسارے کے کم خطرے کے ساتھ سرمایہ کاری کرنا چاہتے ہیں۔ معاشی بحالی کے مزید تیز اور وسیع ہونے کے ساتھ کچھ سٹاک مارکیٹوں، خصوصاً ایکویٹیز، میں بھرپور دلچسپی کا سلسلہ جاری رہے گا۔ ہمارے کام کاج بلا رکاوٹ چلتے رہے، اور ڈیجیٹل رسائی اور صارفین کو آن لائن خدمات کی فراہمی میں مسابقتی فائدہ حاصل ہونے کی بدولت ہم آن لائن دستیاب سرمایہ کاروں کی بڑھتی ہوئی تعداد سے فائدہ اٹھانے کے لیے کمر بستہ ہیں۔

فنڈ کی کارکردگی

- ایم سی بی ڈی سی ایف ایف آر IIP1 کا آغاز 11 جولائی 2024ء کو 17.60 فیصد منافع کے وعدے کے ساتھ کیا گیا۔
فنڈ کی مدت 10 جولائی 2025ء کو مکمل ہوگی۔
- ایم سی بی ڈی سی ایف ایف آر IIP2 کا آغاز 16 اگست 2024ء کو 17.00 فیصد منافع کے وعدے کے ساتھ کیا گیا۔
فنڈ کی مدت 10 جولائی 2025ء کو مکمل ہوگی۔
- ایم سی بی ڈی سی ایف ایف آر IIP3 کا آغاز 05 ستمبر 2024ء کو 16.90 فیصد منافع کے وعدے کے ساتھ کیا گیا۔
فنڈ کی مدت 02 مئی 2025ء کو مکمل ہوگی۔
- ایم سی بی ڈی سی ایف ایف آر IIP4 کا آغاز 10 اکتوبر 2024ء کو 12.35 فیصد منافع کے وعدے کے ساتھ کیا گیا۔
فنڈ کی مدت 20 ستمبر 2026ء کو مکمل ہوگی۔
- ایم سی بی ڈی سی ایف ایف آر IIP5 کا آغاز 15 اکتوبر 2024ء کو 13.90 فیصد منافع کے وعدے کے ساتھ کیا گیا۔
فنڈ کی مدت 06 مارچ 2025ء کو مکمل ہوگی۔

معیشت اور مارکیٹ - مستقبل کا منظر

پاکستان کی جی ڈی پی میں مالی سال 2025ء میں 2.8 فیصد اضافے کا امکان ہے، جو گزشتہ سال کی سطح 2.5 فیصد کے بالمقابل ہے۔ صنعتی شعبے میں 3.1 فیصد اور خدمات کے شعبے میں 3.0 فیصد ترقی متوقع ہے جس کی وجہ مانگ اور بنیادی اثر کی بتدریج بحالی ہے۔ تاہم زراعتی ترقی کا 2.2 فیصد کے درمیانے درجے پر رہنے کا امکان ہے جس کے عوامل اعلیٰ بنیادی اثر کا محدود ہونا اور کپاس کی فصل کو سیلاب کے باعث نقصان ہیں۔

آئی ایم ایف پروگرام کا تسلسل کلیدی مثبت پہلو ہے کیونکہ اس کی بدولت ہم دو طرفہ اور کثیرالجہتی ذرائع سے رقم حاصل کر سکیں گے۔ 'ایس بی پی' کے ذخائر کا دوست ممالک، آئی ایم ایف اور کثیرالجہتی ایجنسیوں سے آمدات کی بنیاد پر سال کے اختتام پر بڑھ کر 13.5 بلین ڈالر تک پہنچ جانے کا امکان ہے۔ پاکستان مالی سال 2011ء کے بعد پہلا سالانہ منافع ریکارڈ کرنے کی سمت میں رواں ہے، جس کے عوامل برآمدات اور ترسیلات میں بحالی بشمول درآمدات پر قابو ہیں۔ کرنٹ اکاؤنٹ میں مالی سال 2025ء میں 2.1 بلین ڈالر (جی ڈی پی کا 0.5 فیصد) منافع متوقع ہے، جو مالی سال 2024ء میں 681 ملین ڈالر (جی ڈی پی کا 0.2 فیصد) خسارے کے بالمقابل ہے۔ ہم سمجھتے ہیں کہ برآمدات اور ترسیلات میں بہتری اور خارجی جہت میں بڑھتے ہوئے اطمینان کی بدولت روپیہ مستقبل قریب میں مستحکم رہے گا۔ سال رواں میں روپے کی قدر میں معمولی کمی متوقع ہے اور ڈالر اور روپے کا تناسب جون 2025ء کے اختتام پر تقریباً 280.8 ہوگا۔

ڈائریکٹرز رپورٹ

عزیز سرمایہ کار،

بورڈ آف ڈائریکٹرز کی جانب سے ایم سی بی ڈی سی ایف فیکسڈ ریٹرن فنڈ III کے تحت ایم سی بی ڈی سی ایف فیکسڈ ریٹرن فنڈ III پلانز کے اکاؤنٹس کا جائزہ برائے نصف سال مختتمہ 31 دسمبر 2024ء پیش خدمت ہے۔

معیشت کا جائزہ

مالی سال کا آغاز مثبت انداز میں ہوا کیونکہ حکومت نے آئی ایم ایف سے 37 ماہ پر مبنی ایکسٹینڈڈ فنڈ فسیملٹی (ای ایف ایف) کے لیے اسٹاف-لیول معاہدہ کر لیا جس کی مالیت تقریباً 7.0 بلین ڈالر ہے۔ پاکستان کے تمام مطلوبہ شرائط پوری کرنے کے بعد آئی ایم ایف ایگزیکٹو بورڈ نے 27 ستمبر 2024ء کو پروگرام کی منظوری دی۔ بعد ازاں، اسٹیٹ بینک آف پاکستان (ایس بی پی) کو 1.0 بلین ڈالر کی پہلی قسط موصول ہوئی جس کی بدولت غیر ملکی زرمبادلہ کے ذخائر پروان چڑھے اور روپے کو سہارا ملا، جیسا کہ مالی سال کے نصف اول کے دوران روپے اور ڈالر کے مابین تناسب سے ظاہر ہے جو تقریباً 278.5 روپے کی سطح پر مستحکم رہا۔

مالی سال 2025ء کے نصف اول (ابتدائی چھ ماہ) میں ملک کا کرنٹ اکاؤنٹ 1.2 بلین روپے منافعے میں رہا، جو گزشتہ سال مماثل مدت میں 1.4 بلین ڈالر خسارے کے بالمقابل ہے۔ کرنٹ اکاؤنٹ کی بہتری میں سب سے بڑا حصہ ترسیلات کا ہے جو تیزی سے 32.8 فیصد بڑھ کر 4.4 بلین ڈالر تک پہنچ گئیں۔ تجارتی خسارہ 12.6 فیصد سال در سال (YoY) بڑھ گیا کیونکہ برآمدات میں 7.2 فیصد اضافہ ہوا جبکہ درآمدات گزشتہ پست سطح سے 9.3 فیصد بڑھ گئیں۔ ملک کی خارجی صورتحال میں بہتری آئی کیونکہ ایس بی پی کے زرمبادلہ کے ذخائر بڑھ کر دسمبر 2024ء کے اختتام تک 11.7 بلین ڈالر تک پہنچ گئے، جو گزشتہ مالی سال کے اختتام پر 9.4 بلین ڈالر کے بالمقابل تھے، جس کے عوامل کرنٹ اکاؤنٹ میں منافع اور آئی ایم ایف اور کثیر الجہتی ذرائع سے آمدات ہیں۔

ہیڈ لائن مہنگائی، جس کی ترجمانی 'سی پی آئی' سے ہوتی ہے، کا اوسط مالی سال 2025ء کے نصف اول میں 7.3 فیصد تھا، جو گزشتہ سال مماثل مدت میں 28.8 کے بالمقابل ہے۔ تیزی سے ہونے والی اس کمی کی وجہ گزشتہ ایک سال کے دوران روپے میں استحکام ہے جس کے نتیجے میں ایشیائے خوردونوش اور توانائی کی قیمتیں مستحکم ہوئیں۔ مزید برآں، گندم کی قیمتوں اور سال گزشتہ کی سطح کے سال رواں پر اثر میں بھرپور کمی نے مہنگائی کم کرنے میں مزید کردار ادا کیا۔

ملک کے 'جی ڈی پی' میں مالی سال 2024-25ء کی پہلی سہ ماہی میں 0.9 فیصد ترقی ہوئی، جو گزشتہ سال مماثل مدت میں 2.3 فیصد کے بالمقابل ہے۔ زراعت میں 1.2 فیصد ترقی اور خدمات کے شعبے میں 1.4 فیصد ترقی ہوئی، جبکہ صنعتی شعبے میں 1.0 فیصد ترقی ہوئی۔ صنعتی پیداوار میں کمی کے سب سے بڑے عوامل سود کی اب تک کی بلند ترین شرحیں اور سیاسی عدم یقینی تھے۔ مالیاتی جہت میں ایف بی آر کی ٹیکس وصولی مالی سال 2025ء کے نصف اول میں 25.9 فیصد بڑھ کر 5,623 بلین روپے ہو گئی، جو ہدف سے 386 بلین روپے کم ہے۔ اس کمی کے بڑے عوامل درآمدات سے حاصل ہونے والے ٹیکس میں کمی بوجہ سست رفتار تجارت، ترقی کی سست روی اور مہنگائی میں کمی ہیں۔

TRUSTEE REPORT TO THE UNIT HOLDERS

**CENTRAL DEPOSITORY COMPANY
OF PAKISTAN LIMITED**

Head Office:
CDC House, 99-B, Block 'B'
S.M.C.H.S., Main Shakra-e-Faisal
Karachi - 74400, Pakistan.
Tel: (92-21) 111-111-500
Fax: (92-21) 34326021 - 23
URL: www.cdcpk.com
Email: info@cdcpc.com



TRUSTEE REPORT TO THE UNIT HOLDERS

MCB DCF FIXED RETURN FUND III

Report of the Trustee pursuant to Regulation 41(h) of the Non-Banking Finance Companies and Notified Entities Regulations, 2008

We Central Depository Company of Pakistan Limited, being the Trustee of MCB DCF Fixed Return Fund III (the Fund) are of the opinion that MCB Investment Management Limited being the Management Company of the Fund has in all material respects managed the Fund during the period from July 11, 2024 to December 31, 2024 in accordance with the provisions of the following:

- (i) Limitations imposed on the investment powers of the Management Company under the constitutive documents of the Fund;
- (ii) The pricing, issuance and redemption of units are carried out in accordance with the requirements of the constitutive documents of the Fund;
- (iii) The management fee, fee payable to Commission and other expenses paid from the Fund during the period are in accordance with the applicable regulatory framework; and
- (iv) The Non-Banking Finance Companies (Establishment and Regulations) Rules, 2003, the Non-Banking Finance Companies and Notified Entities Regulations, 2008 and the constitutive documents of the Fund.

Badiuddin Akber
Chief Executive Officer
Central Depository Company of Pakistan Limited

Karachi: February 21, 2025



AUDITOR'S REPORT TO THE UNIT HOLDERS ON REVIEW OF CONDENSED INTERIM FINANCIAL STATEMENTS



Yousuf Adil
Chartered Accountants

Çavish Court, A-35, Block 7 & 8
KCHSU, Shahrah-e-Faisal
Karachi-75350
Pakistan

Tel: +92 (0) 21 3454 6494-7
Fax: +92 (0) 21- 3454 1314
www.yousufadil.com

INDEPENDENT AUDITOR'S REVIEW REPORT To the Unit Holders of MCB DCF Fixed Return Fund III

Introduction

We have reviewed the accompanying condensed interim statement of assets and liabilities of **MCB DCF Fixed Return Fund III** (the "Fund") as at December 31, 2024, and the related condensed interim income statement, the condensed interim statement of other comprehensive income, the condensed interim statement of movement in unit holders' fund, and the condensed interim statement of cash flow for the period from July 11, 2024 to December 31, 2024 (the period) and notes to the condensed interim financial information (here-in-after referred to as the 'condensed interim financial information') for the period then ended. The Management of MCB Investment Management Limited (the Management Company) is responsible for the preparation and presentation of this condensed interim financial information in accordance with approved accounting and reporting standards as applicable in Pakistan for interim financial reporting. Our responsibility is to express a conclusion on this condensed interim financial information based on our review.

Scope of Review

We conducted our review in accordance with International Standard on Review Engagements 2410, "Review of Interim Financial Information Performed by the Independent Auditor of the Entity". A review of condensed interim financial information consists of making inquiries, primarily of persons responsible for financial and accounting matters, and applying analytical and other review procedures. A review is substantially less in scope than an audit conducted in accordance with International Standards on Auditing and consequently does not enable us to obtain assurance that we would become aware of all significant matters that might be identified in an audit. Accordingly, we do not express an audit opinion.

Conclusion

Based on our review, nothing has come to our attention that causes us to believe that the accompanying condensed interim financial information as at and for the period ended December 31, 2024 is not prepared, in all material respects, in accordance with approved accounting and reporting standards as applicable in Pakistan for interim financial reporting.

Other Matter

The figures of the condensed interim income statement and the condensed interim statement of other comprehensive income for the quarter ended December 31, 2024 have not been reviewed, as we are only required to review the cumulative figures for the period ended December 31, 2024.

The engagement partner on the engagement resulting in this independent auditor's review report is **Hena Sadiq**.


Chartered Accountants

Place: Karachi
Date: February 21, 2025
UDIN: RR202410057CAS28wdOo

ISO 27001 Certified Since 2017
Karachi | Islamabad | Lahore | Multan

CONDENSED INTERIM STATEMENT OF ASSETS AND LIABILITIES AS AT DECEMBER 31, 2024

December 31, 2024 (Un-audited)

MCB DCF FRF III Plan I	MCB DCF FRF III Plan II	MCB DCF FRF III Plan III	MCB DCF FRF III Plan IV	MCB DCF FRF III Plan V	Total
------------------------------	-------------------------------	--------------------------------	-------------------------------	------------------------------	-------

Note ----- (Rupees in '000) -----

ASSETS

Bank balances	4	519	3,707	911	5,886	1,530	12,553
Investments	5	998,060	1,299,361	1,749,911	512,348	21,288,324	25,848,004
Profit receivable		1,461	1,995	932	841	24,248	29,477
Total assets		1,000,040	1,305,063	1,751,754	519,075	21,314,102	25,890,034

LIABILITIES

Payable to the MCB Investment Management Limited - Management Company	6	2,742	770	1,429	423	19,632	24,996
Payable to Central Depository Company Pakistan Limited - Trustee		53	70	93	28	1,138	1,382
Payable to the Securities and Exchange Commission of Pakistan	7	63	83	111	33	1,350	1,640
Total liabilities		2,858	923	1,633	484	22,120	28,018
NET ASSETS		997,182	1,304,140	1,750,121	518,591	21,291,982	25,862,016

UNIT HOLDERS' FUND

(AS PER STATEMENT ATTACHED)

	997,182	1,304,140	1,750,121	518,591	21,291,982	25,862,016
--	---------	-----------	-----------	---------	------------	------------

CONTINGENCIES AND COMMITMENTS:

----- (Number of units) -----

NUMBER OF UNITS IN ISSUE	8,990,346	12,000,000	16,361,200	5,004,372	206,161,202
---------------------------------	------------------	-------------------	-------------------	------------------	--------------------

----- Rupees -----

NET ASSET VALUE PER UNIT	110.9170	108.6783	106.9678	103.6277	103.2783
---------------------------------	-----------------	-----------------	-----------------	-----------------	-----------------

The annexed notes from 1 to 14 form an integral part of this condensed interim financial information.

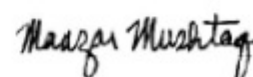
For MCB Investment Management Limited
(Management Company)



Chief Executive Officer



Chief Financial Officer



Director

**CONDENSED INTERIM INCOME STATEMENT (UN-AUDITED)
FOR THE HALF YEAR AND QUARTER ENDED DECEMBER 31, 2024**

	For the period from July 11, 2024 to December 31, 2024	For the period from August 16, 2024 to December 31, 2024	For the period from September 05, 2024 to December 31, 2024	For the period from October 10, 2024 to December 31, 2024	For the period from October 15, 2024 to December 31, 2024	Total
	MCB DCF FRF III - Plan I	MCB DCF FRF III - Plan II	MCB DCF FRF III - Plan III	MCB DCF FRF III - Plan IV	MCB DCF FRF III - Plan V	
INCOME						
Profit on bank deposits	1,461	1,994	915	403	18,128	22,901
Income from government securities	76,645	76,514	90,603	15,148	613,516	872,426
Unrealised gain in fair value of investments classified as at fair value through profit or loss' - net	23,721	27,049	24,661	3,176	69,963	148,570
Other Income	467	-	-	-	-	467
Total income	102,294	105,557	116,179	18,727	701,607	1,044,364
EXPENSES						
Remuneration of MCB Investment Management Limited - Management Company	2,384	661	1,234	359	17,063	21,701
Sindh sales tax on remuneration of the Management Company	358	99	185	54	2,559	3,255
Remuneration of Central Depository Company of Pakistan Limited - Trustee	248	260	300	63	2,435	3,306
Sindh sales tax on remuneration of Trustee	37	39	45	9	365	495
Securities and Exchange Commission of Pakistan fee	338	354	410	86	3,320	4,508
Bank charges	6	4	4	2	3	19
Total operating expenses	3,371	1,417	2,178	573	25,745	33,284
Net income from operating activities before taxation	98,923	104,140	114,001	18,154	675,862	1,011,080
Taxation	-	-	-	-	-	-
Net income for the period after taxation	98,923	104,140	114,001	18,154	675,862	1,011,080
Allocation of net income for the period:						
Net income for the period	98,923	104,140	114,001	18,154	675,862	1,011,080
Income already paid on units redeemed	-	-	-	-	-	-
	98,923	104,140	114,001	18,154	675,862	1,011,080
Accounting income available for distribution						
- Relating to capital gains	23,721	27,049	24,661	3,176	69,963	148,570
- Excluding capital gains	75,202	77,091	89,340	14,978	605,899	862,510
	98,923	104,140	114,001	18,154	675,862	1,011,080
Earnings per unit						

The annexed notes from 1 to 14 form an integral part of this condensed interim financial information.

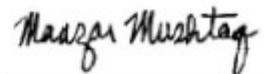
For MCB Investment Management Limited
(Management Company)



Chief Executive Officer



Chief Financial Officer



Director

**CONDENSED INTERIM INCOME STATEMENT (UN-AUDITED)
FOR THE HALF YEAR AND QUARTER ENDED DECEMBER 31, 2024**

For the period from October 01, 2024 to December 31, 2024	For the period from October 01, 2024 to December 31, 2024	For the period from October 01, 2024 to December 31, 2024	For the period from October 10, 2024 to December 31, 2024	For the period from October 15, 2024 to December	Total
MCB DCF FRF III - Plan I	MCB DCF FRF III - Plan II	MCB DCF FRF III - Plan III	MCB DCF FRF III - Plan IV	MCB DCF FRF III - Plan V	

Note (Rupees in '000)

INCOME

Profit on bank deposits	455	139	43	403	18,128	19,168
Income from government securities	41,479	52,143	71,282	15,148	613,516	793,568
Unrealised gain in fair value of investments classified as at fair value through profit or loss' - net	422	2,407	1,147	3,176	69,963	77,115
Total income	42,356	54,689	72,472	18,727	701,607	889,851

EXPENSES

Remuneration of MCB Investment Management Limited - Management Company	6.1	1,306	451	978	359	17,063	20,157
Sindh sales tax on remuneration of the Management Company	6.2	196	68	147	54	2,559	3,024
Remuneration of Central Depository Company of Pakistan Limited - Trustee		136	177	237	63	2,435	3,048
Sindh sales tax on remuneration of Trustee		20	27	36	9	365	457
Securities and Exchange Commission of Pakistan fee	7	185	241	325	86	3,320	4,157
Brokerage expenses		-	-	-	-	-	-
Bank charges		2	3	3	2	3	13
Total operating expenses		1,845	967	1,726	573	25,745	30,856
Net income from operating activities before taxation		40,511	53,722	70,746	18,154	675,862	858,995
Taxation	9	-	-	-	-	-	-
Net income for the period after taxation		40,511	53,722	70,746	18,154	675,862	858,995

Earnings per unit 10

The annexed notes from 1 to 14 form an integral part of this condensed interim financial information.

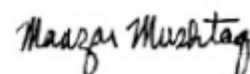
For MCB Investment Management Limited
(Management Company)



Chief Executive Officer



Chief Financial Officer



Director

**CONDENSED INTERIM STATEMENT OF OTHER COMPREHENSIVE INCOME (UN-AUDITED)
FOR THE HALF YEAR AND QUARTER ENDED DECEMBER 31, 2024**

	For the period from July 11, 2024 to December 31, 2024	For the period from August 16, 2024 to December 31, 2024	For the period from September 05, 2024 to December 31, 2024	For the period from October 10, 2024 to December 31, 2024	For the period from October 15, 2024 to December 31, 2024	Total
	MCB DCF FRF III - Plan I	MCB DCF FRF III - Plan II	MCB DCF FRF III - Plan III	MCB DCF FRF III - Plan IV	MCB DCF FRF III - Plan V	
	(Rupees in '000)					
Net income for the period after taxation	98,923	104,140	114,001	18,154	675,862	1,011,080
Other comprehensive income for the period	-	-	-	-	-	-
Total comprehensive income for the period	98,923	104,140	114,001	18,154	675,862	1,011,080

The annexed notes from 1 to 14 form an integral part of this condensed interim financial information.

For MCB Investment Management Limited
(Management Company)



Chief Executive Officer



Chief Financial Officer



Director

**CONDENSED INTERIM STATEMENT OF OTHER COMPREHENSIVE INCOME (UN-AUDITED)
FOR THE HALF YEAR AND QUARTER ENDED DECEMBER 31, 2024**

	For the period from October 01, 2024 to December 31, 2024	For the period from October 01, 2024 to December 31, 2024	For the period from October 01, 2024 to December 31, 2024	For the period from October 10, 2024 to December 31, 2024	For the period from October 15, 2024 to December 31, 2024	Total
	MCB DCF FRF III - Plan I	MCB DCF FRF III - Plan II	MCB DCF FRF III - Plan III	MCB DCF FRF III - Plan IV	MCB DCF FRF III - Plan V	
	----- (Rupees in '000) -----					
Net income for the period after taxation	40,511	53,722	70,746	18,154	675,862	858,995
Other comprehensive income for the period	-	-	-	-	-	-
Total comprehensive income for the period	40,511	53,722	70,746	18,154	675,862	858,995

The annexed notes from 1 to 14 form an integral part of this condensed interim financial information.


For MCB Investment Management Limited
(Management Company)



Chief Executive Officer



Chief Financial Officer



Director

**CONDENSED INTERIM STATEMENT OF MOVEMENT IN UNIT HOLDERS' FUND (UN-AUDITED)
FOR THE HALF YEAR ENDED DECEMBER 31, 2024**

For the period from July 11, 2024 to December 31, 2024
 For the period from August 16, 2024 to December 31, 2024
 For the period from September 05, 2024 to December 31, 2024

	For the period from July 11, 2024 to December 31, 2024		For the period from August 16, 2024 to December 31, 2024		For the period from September 05, 2024 to December 31, 2024	
	Capital value	Undistributed Income	Capital value	Undistributed Income	Capital value	Undistributed Income
Net assets at the beginning of the period	-	-	-	-	-	-
Issue of 8,990,346 units in MCB DCF FRF III Plan I, 12,000,000 units in MCB DCF FRF III Plan II and 16,361,200 units MCB DCF FRF III Plan III.	899,035	-	1,200,000	-	1,636,120	-
- Capital value (at net asset value per unit at the beginning of the period)	899,035	-	1,200,000	-	1,636,120	-
- Element of Income	-	-	-	-	-	-
Redemption of Nil units	-	-	-	-	-	-
- Capital value (at net asset value per unit at the beginning of the period)	-	-	-	-	-	-
- Element of Income - net	-	-	-	-	-	-
Total comprehensive income for the period	98,923	98,923	104,140	104,140	114,001	114,001
Interim dividend distribution on July 12, 2024 at the rate Re. 0.0863 per unit in MCB DCF FRF III Plan I.	-	(776)	-	-	-	-
Net assets at the end of the period	899,035	98,147	1,200,000	104,140	1,636,120	114,001
Accounting income available for distribution	23,721	75,202	27,049	77,091	24,661	89,340
- Relating to capital gains	98,923	(776)	104,140	-	114,001	-
- Excluding capital gains	98,147	-	104,140	-	114,001	-
Cash distribution during the period	-	-	-	-	-	-
Undistributed income carried forward	98,147	98,147	104,140	104,140	114,001	114,001
Undistributed income carried forward comprising of:	74,426	23,721	77,091	27,049	89,340	24,661
- Realised income	23,721	98,147	27,049	104,140	24,661	114,001
- Unrealised income	98,147	-	104,140	-	114,001	-
Net asset value per unit at the end of the period	(Rupees) 110.9170	(Rupees) 108.6783	(Rupees) 106.6783	(Rupees) 106.6783	(Rupees) 106.6783	(Rupees) 106.6783

The annexed notes from 1 to 14 form an integral part of this condensed interim financial information.

For MCB Investment Management Limited
(Management Company)



Chief Executive Officer



Chief Financial Officer



Director

CONDENSED INTERIM STATEMENT OF MOVEMENT IN UNIT HOLDERS' FUND (UN-AUDITED) FOR THE HALF YEAR ENDED DECEMBER 31, 2024

	For the period from October 10, 2024 to December 31, 2024			For the period from October 15, 2024 to December 31, 2024			Total		
	MCB DCF FRF III - Plan IV			MCB DCF FRF III - Plan V			Total		
	Capital value	Undistributed income	Total	Capital value	Undistributed income	Total	Capital value	Undistributed income	Total
	(Rupees in '000)								
Net assets at the beginning of the period	-	-	-	-	-	-	-	-	-
Issue of 5,004,372 units in MCB DCF FRF III Plan IV and 206,161,202 units in MCB DCF FRF III Plan V.									
- Capital value (at net asset value per unit at the beginning of the period)	500,437	-	500,437	20,616,120	-	20,616,120	24,851,712	-	24,851,712
- Element of income	-	-	-	-	-	-	-	-	-
	500,437	-	500,437	20,616,120	-	20,616,120	24,851,712	-	24,851,712
Redemption of Nil units									
- Capital value (at net asset value per unit at the beginning of the period)	-	-	-	-	-	-	-	-	-
- Element of income - net	-	-	-	-	-	-	-	-	-
	-	-	-	-	-	-	-	-	-
Total comprehensive income for the period	-	18,154	18,154	-	675,862	675,862	-	1,011,080	1,011,080
Interim distribution during the period (including additional units)	-	-	-	-	-	-	-	(776)	(776)
	-	18,154	18,154	-	675,862	675,862	-	1,010,304	1,010,304
Net assets at the end of the period	500,437	18,154	518,591	20,616,120	675,862	21,291,982	24,851,712	1,010,304	25,862,016
Accounting income available for distribution									
- Relating to capital gains		3,176			69,963			148,570	
- Excluding capital gains		14,978			605,899			862,510	
		18,154			675,862			1,011,080	
Cash distribution during the period		-			-			(776)	
Undistributed income carried forward		18,154			675,862			1,010,304	
Undistributed income carried forward comprising of:									
- Realised income		14,978			605,899			861,734	
- Unrealised income		3,176			69,963			148,570	
		18,154			675,862			1,010,304	
		(Rupees)			(Rupees)				
Net asset value per unit at the end of the period		103.6277			103.2783				

The annexed notes from 1 to 14 form an integral part of this condensed interim financial information.

For MCB Investment Management Limited
(Management Company)


Chief Executive Officer


Chief Financial Officer


Director

CONDENSED INTERIM CASH FLOW STATEMENT (UN-AUDITED) FOR THE HALF YEAR ENDED DECEMBER 31, 2024

	For the period from July 11, 2024 to December 31, 2024	For the period from August 16, 2024 to December 31, 2024	For the period from September 05, 2024 to December 31, 2024	For the period from October 10, 2024 to December 31, 2024	For the period from October 15, 2024 to December 31, 2024	Total
	MCB DCF FRF III - Plan I	MCB DCF FRF III - Plan II	MCB DCF FRF III - Plan III	MCB DCF FRF III - Plan IV	MCB DCF FRF III - Plan V	

Note (Rupees in '000)

CASH FLOWS FROM OPERATING ACTIVITIES

Net income for the period before taxation 98,923 104,140 114,001 18,154 675,862 1,011,080

Adjustments for non cash and other items:

Unrealised gain in fair value of investments classified as at fair value through profit or loss' - net 5.3 (23,721) (27,049) (24,661) (3,176) (69,963) (148,570)

75,202 77,091 89,340 14,978 605,899 862,510

increase in assets

Investments - net	(974,339)	(1,272,312)	(1,725,250)	(509,172)	(21,218,361)	(25,699,434)
Profit receivable	(1,461)	(1,995)	(932)	(841)	(24,248)	(29,477)
	(975,800)	(1,274,307)	(1,726,182)	(510,013)	(21,242,609)	(25,728,911)

Increase in liabilities

Payable to MCB Investment Management Limited - Management Company	2,742	770	1,429	423	19,632	24,996
Payable to Central Depository Company of Pakistan Limited - Trustee	53	70	93	28	1,138	1,382
Payable to the Securities and Exchange Commission of Pakistan	63	83	111	33	1,350	1,640
	2,858	923	1,633	484	22,120	28,018

Net cash used in operating activities (897,740) (1,196,293) (1,635,209) (494,551) (20,614,590) (24,838,383)

CASH FLOWS FROM FINANCING ACTIVITIES

Receipts from issuance of units	899,035	1,200,000	1,636,120	500,437	20,616,120	24,851,712
Distributions made during the period	(776)	-	-	-	-	(776)
Net cash generated from financing activities	898,259	1,200,000	1,636,120	500,437	20,616,120	24,850,936

Net increase in cash and cash equivalents 519 3,707 911 5,886 1,530 12,553

Cash and cash equivalents at the beginning of the period - - - - - -

Cash and cash equivalents at the end of the period 4 519 3,707 911 5,886 1,530 12,553

The annexed notes from 1 to 14 form an integral part of this condensed interim financial information.

For MCB Investment Management Limited
(Management Company)



Chief Executive Officer



Chief Financial Officer



Director

**NOTES TO AND FORMING PART OF THE CONDENSED INTERIM FINANCIAL STATEMENTS (UN-AUDITED)
FOR THE HALF YEAR ENDED DECEMBER 31, 2024**

1. LEGAL STATUS AND NATURE OF BUSINESS

- 1.1** MCB DCF Fixed Return Fund III (the Fund / the Scheme / the Trust / the Unit Trust / MCB DCFFRFIII) has been established through the Trust Deed (the Deed) dated September 11, 2023 under the Sindh Trust Act, 2020 (the Sindh Trust Act) entered into and between MCB Arif-Habib Saving and Investments Limited (Now MCB Investment Management Limited), (the Management Company), and Central Depository Company of Pakistan Limited, (the Trustee). The Securities and Exchange Commission of Pakistan (SECP) has authorised the Fund to offer units of plans under the umbrella of MCB DCFFRFIII and has registered the Fund as a notified entity under the Non Banking Finance Companies and Notified Entities Regulations, 2008 ("the Regulations") vide letter No SCD/AMCW/DCFFRFIII/2023/192/MF-NE-145 dated November 13, 2023. SECP has approved the Offering Document under the Regulations vide its Letter No. SCD/AMCW/MCBDCFFRFIII/400/2023 dated January 31, 2024.
- 1.2** The Management Company of the Fund has been licensed to act as an Asset Management Company under the Non Banking Finance Companies (Establishment and Regulations) Rules, 2003 through a certificate of registration issued by the SECP. The registered office of the Management Company is situated at 2nd Floor, Adamjee House, I.I Chundrigar Road, Karachi, Pakistan.
- 1.3** The Fund is an open-end collective investment scheme categorised as a "Fixed rate / Return scheme". The duration of the Fund is perpetual. The Fund may launch plans with different duration and promised fixed return to the unit holders who hold the investment till maturity. Each plan can invest in term fixed income securities. Investors will be intimated at the time of investment a promised rate of return which will be delivered at the time of maturity of the Plan.

Below are details of the Plans which were launched and existed during the period from July 11, 2024 to December 31, 2024:

S. No.	Name of Plan	Launch Date	Maturity Date	Status	Promised Return
1	MCB DCF Fixed Return Fund III - Plan I	July 11, 2024	July 10, 2025	Active	17.60%
2	MCB DCF Fixed Return Fund III - Plan II	August 16, 2024	July 10, 2025	Active	17.00%
3	MCB DCF Fixed Return Fund III - Plan III	September 5, 2024	May 2, 2025	Active	16.90%
4	MCB DCF Fixed Return Fund III - Plan IV	October 10, 2024	September 20, 2026	Active	12.35%
5	MCB DCF Fixed Return Fund III - Plan V	October 15, 2024	March 6, 2026	Active	13.90%

- 1.4** The objective of the Fund is to provide attractive fixed return of the Investment Plan(s) under the Fund, by investing in fixed income securities
- 1.5** The Pakistan Credit Rating Agency (PACRA) Limited has assigned Management quality rating of AM1 dated October 04, 2024 (2023: 'AM1' dated October 6, 2023) to the Management Company and "AAA(f)" as stable rating dated November 12, 2024 to the Fund.
- 1.6** Title to the assets of the Fund is held in the name of Central Depository Company of Pakistan Limited as Trustee of the Fund.

2. BASIS OF PREPARATION

2.1 Statement of compliance

This condensed interim financial information has been prepared in accordance with the accounting and reporting standards as applicable in Pakistan for interim financial reporting. The accounting and reporting standards as applicable in Pakistan for interim financial reporting comprise of:

- International Accounting Standard (IAS) 34, Interim Financial Reporting, issued by the International Accounting Standards Board (IASB) as notified under the Companies Act, 2017;
- Provisions of and directives issued under the Companies Act 2017 along with Part VIIIA of the repealed Companies Ordinance, 1984; and
- the Non-Banking Finance Companies (Establishment and Regulation) Rules, 2003, the Non-Banking Finance Companies and Notified Entities Regulations, 2008 and the requirements of the Trust Deed.

NOTES TO AND FORMING PART OF THE CONDENSED INTERIM FINANCIAL STATEMENTS (UN-AUDITED) FOR THE HALF YEAR ENDED DECEMBER 31, 2024

Where provisions of and directives issued under the Companies Act, 2017, Part VIII A of the repealed Companies Ordinance 1984, the Rules, the Regulations and requirements of the Trust Deed differ from the IAS 34, the provisions of and directives issued under the Companies Act, 2017, Part VIII A of the repealed Companies Ordinance 1984, the Rules, the Regulations and the requirements of the Trust Deed have been followed.

In compliance with Schedule V of the Non-Banking Finance Companies and Notified Entities Regulations, 2008, the directors of the Management Company hereby declare that this condensed interim financial information gives a true and fair view of the state of the Fund's affairs as at December 31, 2024.

This condensed interim financial information does not include comparative amounts of the statement of asset and liabilities, condensed interim income statement, condensed interim statement of other comprehensive income, condensed interim statement of cash flow and condensed interim statement of movement in unit holders' fund as the first plan of the Fund was launched on July 11, 2024.

2.2 Critical accounting estimates and judgements

The preparation of the condensed interim financial information in conformity with the accounting and reporting standards as applicable in Pakistan requires the management to make estimates, judgements and assumptions that affect the reported amounts of assets and liabilities, income and expenses. It also requires the management to exercise judgement in the application of its accounting policies. The estimates, judgements and associated assumptions are based on historical experience and various other factors that are believed to be reasonable under the circumstances. These estimates and underlying assumptions are reviewed on an ongoing basis.

The areas involving a degree of judgement or complexity, or areas where estimates and assumptions are significant to the condensed interim financial information are as follows:

- Classification and measurement of financial assets (notes 3.1.1.1 and 5)
- Impairment of financial assets (note 3.1.1.3)
- Taxation (notes 3.4 and 9)
- Classification and measurements of financial liabilities (note 3.1.2.1)
- Contingencies and commitments (note 8)
- Provisions (note 3.3)

2.3 Basis of measurement

This condensed interim financial information has been prepared under the historical cost convention, except for investments which are measured at fair value.

2.4 Functional and presentation currency

Items included in this condensed interim financial information are measured using the currency of the primary economic environment in which the Fund operates. This condensed interim financial information are presented in Pakistan Rupees which is the Fund's functional and presentation currency. Amounts presented in the condensed interim financial information have been rounded off to the nearest thousand rupees, unless otherwise stated.

3. SUMMARY OF MATERIAL ACCOUNTING POLICY INFORMATION

The accounting policies set out below have been applied consistently in this condensed interim financial information.

3.1 Financial instruments

A financial instrument is any contract that gives rise to a financial asset of one entity and a financial liability or equity instrument of another entity. Financial assets and financial liabilities are recognised in the Fund's statement of assets and liabilities when the Fund becomes a party to the contractual provisions of the instrument.

Financial assets and financial liabilities are initially measured at fair value. Transaction costs that are directly attributable to the acquisition or issue of financial assets and financial liabilities (other than financial assets and financial liabilities at fair value through profit or loss) are added to or deducted from the fair value of the financial assets or financial liabilities, as appropriate, on initial recognition. Transaction costs directly attributable to the acquisition of financial assets or financial liabilities at fair value through profit or loss are recognised immediately in the income statement.

NOTES TO AND FORMING PART OF THE CONDENSED INTERIM FINANCIAL STATEMENTS (UN-AUDITED) FOR THE HALF YEAR ENDED DECEMBER 31, 2024

3.1.1 Financial assets

All regular way purchases or sales of financial assets are recognised and derecognised on a trade date basis. Regular way purchases or sales are purchases or sales of financial assets that require delivery of assets within the time frame established by regulation or convention in the marketplace.

3.1.1.1 Classification and measurement of financial assets

The classification of financial assets at initial recognition depends on the financial asset's contractual cash flow characteristics and the entity's business model for managing them.

All recognised financial assets are measured subsequently in their entirety at either amortised cost or fair value, depending on the classification of the financial assets. For purposes of subsequent measurement, financial assets are classified in following categories:

Financial assets at amortised cost (debt instruments)

Financial assets at amortised cost are subsequently measured using the effective interest rate (EIR) method and are subject to impairment. Gains and losses are recognised in the income statement when the asset is derecognised, modified or impaired.

Financial assets at fair value through other comprehensive income (debt instruments)

For debt instruments at fair value through other comprehensive income (FVOCI), profit income, foreign exchange revaluation and impairment losses or reversals are recognised in the income statement and computed in the same manner as for financial assets measured at amortised cost. The remaining fair value changes are recognised in OCI. Upon derecognition, the cumulative fair value change recognised in OCI is reclassified to the income statement.

Financial assets at fair value through profit or loss (debt instruments)

Debt instruments that do not meet the amortised cost criteria or FVOCI criteria are classified as at fair value through profit or loss (FVTPL). In addition, debt instruments that meet either the amortised cost criteria or the FVOCI criteria may be designated as at FVTPL upon initial recognition if such designation eliminates or significantly reduces a measurement or recognition inconsistency (so called 'accounting mismatch') that would arise from measuring assets or liabilities or recognising the gains and losses on them on different bases.

3.1.1.2 Fair value measurement principles

The fair value of financial instruments is determined as follows:

Basis of valuation of government securities:

The government securities not listed on a stock exchange and traded in the interbank market are valued at the average rates quoted on a widely used electronic quotation system (PKRV / PKFRV / PKISRV) which are based on the remaining tenor of the securities. Moreover, listed government securities traded on Pakistan Stock Exchange are valued at rates quoted on Pakistan Stock Exchange (PSX).

Basis of valuation of debt securities:

The fair value of debt securities (other than government securities) is based on the value determined and announced by Mutual Funds association of Pakistan (MUFAP) in accordance with the criteria laid down in Circular No. 1 of 2009 and Circular No. 33 of 2012 issued by Securities and Exchange Commission of Pakistan (SECP). In the determination of the rates, MUFAP takes into account the holding pattern of these securities and categorises them as traded, thinly traded and non-traded securities. The aforementioned circular also specifies the valuation process to be followed for each category as well as the criteria for the provisioning of non-performing debt securities.

The Fund applies discretion on the effective yield as per the allowable limits in the above mentioned Circulars after the taking into account aspects such as Liquidity Risk, Sector Specific Risk and Issuer Class Risk.

The allowable limits for rated securities for duration upto 2 years is +200/-100 bps and over 2 years is +150/-50 bps. For unrated securities the allowable limits +50 bps.

3.1.1.3 Impairment of financial assets

The Management Company assesses at each reporting date whether there is objective evidence that the Fund's financial assets or a group of financial assets are impaired. If any such indication exists, the recoverable amount of such assets is estimated. An impairment loss is recognised whenever the carrying value of an asset exceeds its recoverable amount.

NOTES TO AND FORMING PART OF THE CONDENSED INTERIM FINANCIAL STATEMENTS (UN-AUDITED) FOR THE HALF YEAR ENDED DECEMBER 31, 2024

The SECP/Commission has through its letter no. SCD/AMCW/RS/MUFAP/2017-148 dated November 21, 2017 has deferred the applicability of the impairment requirements of IFRS 9 for debt securities on mutual funds. Therefore, the Fund will not be subject to the impairment provisions of IFRS 9.

For financial assets other than debt securities measured at amortised cost, IFRS 9 requires recognition of impairment based on expected credit loss (ECL) model. Under IFRS 9, the Fund is required to measure loss allowance equal to an amount equal to lifetime ECL or 12 months ECL based on credit risk.

When determining whether the credit risk of a financial asset has increased significantly since initial recognition and when estimating ECLs, the Fund considers reasonable and supportable information that is relevant and available without undue cost or effort. This includes both quantitative and qualitative information and analysis, based on the Fund's historical experience and informed credit assessment and including forward-looking information.

However, majority of the assets of the Fund exposed to credit risk pertain to counter parties which have high credit rating or where credit risk has not been increased since initial recognition. Therefore, management believes that the impact of ECL would be very minimal and hence, the same has not been accounted for in this condensed interim financial information.

3.1.1.4 Derecognition

A financial asset (or, where applicable, a part of a financial asset or part of a group of similar financial assets) is primarily derecognised (i.e., removed from the Fund's statement of assets and liabilities) when:

- the rights to receive cash flows from the asset have expired; or
- the Fund has transferred its rights to receive cash flows from the asset and substantially all the risks and rewards of the asset.

3.1.2 Financial liabilities

3.1.2.1 Classification and measurement of financial liabilities

All financial liabilities are measured subsequently at amortised cost using the effective interest rate method or at FVTPL. Financial liabilities are measured at amortised cost, unless they are required to be measured at FVTPL (such as instruments held for trading or derivatives) or the Fund has opted to measure them at FVTPL.

3.1.2.2 Derecognition

A financial liability is derecognised when the obligation under the liability is discharged or cancelled or expires. When an existing financial liability is replaced by another from the same lender on substantially different terms, or the terms of an existing liability are substantially modified, such an exchange or modification is treated as the derecognition of the original liability and the recognition of a new liability. The difference in the respective carrying amounts is recognised in the income statement.

3.1.3 Offsetting of financial instruments

Financial assets and financial liabilities are offset and the net amount is reported in the statement of assets and liabilities if there is a currently enforceable legal right to offset the recognised amounts and there is an intention to settle on a net basis, to realise the assets and settle the liabilities simultaneously.

3.2 Cash and cash equivalents

Cash and cash equivalents comprise of bank balances and short term highly liquid investments with original maturity of three months or less which are readily convertible to known amounts of cash, are subject to an insignificant risk of changes in value.

3.3 Provisions

Provisions are recognised when the Fund has a present, legal or constructive, obligation as a result of past events, it is probable that an outflow of resources embodying economic benefits will be required to settle the obligation and a reliable estimate of the amount of the obligation can be made. Provisions, if any, are regularly reviewed and adjusted to reflect the current best estimate.

NOTES TO AND FORMING PART OF THE CONDENSED INTERIM FINANCIAL STATEMENTS (UN-AUDITED) FOR THE HALF YEAR ENDED DECEMBER 31, 2024

3.4 Taxation

The income of the Fund is exempt from income tax under Clause 99 of Part I of the Second Schedule to the Income Tax Ordinance, 2001 subject to the condition that not less than ninety percent of its accounting income for the year, as reduced by accumulated losses and capital gains, whether realised or unrealised, is distributed to the unit holders as cash dividend.

The Fund is also exempt from the provisions of Section 113 (minimum tax) under Clause 11A of Part IV of the Second Schedule to the Income Tax Ordinance, 2001.

3.5 Dividend distribution and appropriations

Dividend distribution and appropriations are recorded in the period in which these are approved by the Board of Directors of the Management Company. Based on the Mutual Funds Association of Pakistan's (MUFAP) guidelines duly consented by the SECP, distribution for the year also includes portion of income already paid on units redeemed during the year.

Regulation 63 of the NBFC Regulations requires the Fund to distribute 90% of the net accounting income other than capital gains to the unit holders.

Distributions declared subsequent to the year end / reporting date are considered as non-adjusting events and are recognised in the financial statements of the period in which such distributions are declared and approved by the Board of Directors of the Management Company.

3.6 Issue and redemption of units

Units issued are recorded at the offer price, determined by the Management Company for the applications received by the distributors during business hours on that date. The offer price represents the net asset value per unit as of the close of the business day plus the allowable sales load and any provision for duties and charges, if applicable. The sales load is payable to investment facilitators, distributors and the Management Company.

Units redeemed are recorded at the redemption price, applicable to units for which the distributors receive redemption applications during business hours of that day. The redemption price represents the net asset value per unit as of the close of the business day less any back-end load, any duties, taxes, and charges on redemption, if applicable.

Element of income represents the difference between net assets value per unit on the issuance or redemption date, as the case may be, of units and the net assets value per unit at the beginning of the relevant accounting period. Further, the element of income is a transaction of capital nature and the receipt and payment of element of income is taken to unit holders' fund. However, to maintain the same ex-dividend net asset value of all units outstanding on the accounting date, net element of income contributed on issue of units lying in unit holders fund is refunded on units in the same proportion as dividend bears to accounting income available for distribution.

3.7 Net asset value per unit

The Net Asset Value (NAV) per unit as disclosed in the statement of assets and liabilities is calculated by dividing the net assets of the Fund by the number of units in issue at the period end.

3.8 Revenue recognition

- Gain or loss on sale of investment is accounted for in the income statement in the period in which it arises.
- Unrealised gain / loss arising on remeasurement of investments classified as 'at fair value through profit or loss' is included in the income statement in the period in which it arises.
- Income from investments in government securities is recognised on a time proportionate basis using effective interest rate method.
- Profit on bank balances is recognised on a time proportionate basis using bank's approved rates.

3.9 Expenses

All expenses chargeable to the Fund including remuneration of the Management Company, Trustee fee and SECP fee are recognised in the income statement on an accrual basis. Moreover, auditor's remuneration of the Fund is borne by the Management Company.

3.10 Earnings per unit

Earnings per unit (EPU) has not been disclosed as in the opinion of the Management, determination of weighted average units for calculating EPU is not practicable.

**NOTES TO AND FORMING PART OF THE CONDENSED INTERIM FINANCIAL STATEMENTS (UN-AUDITED)
FOR THE HALF YEAR ENDED DECEMBER 31, 2024**

December 31, 2024 (Un-audited)						
	MCB DCF FRF III Plan I	MCB DCF FRF III Plan II	MCB DCF FRF III Plan III	MCB DCF FRF III Plan IV	MCB DCF FRF III Plan V	Total
4. BANK BALANCES						
In savings accounts	519	3,707	911	5,886	1,530	12,553

Note

4.1

These carry profit at the rates of 11.50% for all the plans of the Fund. Bank balances of all plans are maintained in MCB Bank Limited (a related party).

December 31, 2024 (Un-audited)						
	MCB DCF FRF III Plan I	MCB DCF FRF III Plan II	MCB DCF FRF III Plan III	MCB DCF FRF III Plan IV	MCB DCF FRF III Plan V	Total
5. INVESTMENTS						
Financial assets 'at fair value through profit or loss' - net						
Market Treasury Bills	998,060	1,299,361	1,749,911	-	21,288,324	25,335,656
Pakistan Investment Bonds	-	-	-	512,348	-	512,348
	998,060	1,299,361	1,749,911	512,348	21,288,324	25,848,004

Note

5.1

Government securities - Market Treasury Bills

Particulars	Issue Date	Face value			As at December 31, 2024		Market value as a percentage of total Investments
		As at July 11, 2024	Purchased during the period	Sold / matured during the period	As at December 31, 2024	Unrealised gain	
MCB DCF Fixed Return III Plan I							
Treasury bills - 12 months *	July 11, 2024	-	1,060,000	-	1,060,000	23,721	100.00
Total as at December 31, 2024					974,339	998,060	100.00
MCB DCF Fixed Return III Plan II							
Treasury bills - 12 months *	July 11, 2024	-	1,380,000	-	1,380,000	27,049	99.63
Total as at December 31, 2024					1,272,312	1,299,361	100.00

(Rupees in '000)

(%)

**NOTES TO AND FORMING PART OF THE CONDENSED INTERIM FINANCIAL STATEMENTS (UN-AUDITED)
FOR THE HALF YEAR ENDED DECEMBER 31, 2024**

Particulars	Issue Date	Face value			As at December 31, 2024			Market value as a percentage of net assets	Market value as a percentage of total investments	
		As at July 11, 2024	Purchased during the period	Sold / matured during the period	As at December 31, 2024	Carrying value	Market value			Unrealised gain
MCB DCF Fixed Return III Plan III										
Treasury bills - 12 months *	May 2, 2024	-	1,819,000	-	1,819,000	1,725,250	1,749,911	24,661	99.99	100.00
Total as at December 31, 2024						1,725,250	1,749,911	24,661		
MCB DCF Fixed Return III Plan V										
Treasury bills - 12 months *	March 7, 2024	-	12,175,000	-	12,175,000	11,885,602	11,924,792	39,190	56.01	56.02
Treasury bills - 6 months *	September 5, 2024	-	9,560,000	-	9,560,000	9,332,759	9,363,532	30,773	43.98	43.98
Total as at December 31, 2024						21,218,361	21,288,324	69,963		

5.1.1 These carry effective yield ranging between 14.3% to 18.33% per annum and are due to mature latest by March 06, 2025.

5.2 Pakistan Investment Bonds

Particulars	Issue Date	Face value			As at December 31, 2024			Market value as a percentage of net assets	Market value as a percentage of total investments	
		As at July 11, 2024	Purchased during the period	Sold / matured during the period	As at December 31, 2024	Carrying value	Market value			Unrealised gain
MCB DCF Fixed Return Fund III Plan IV										
Pakistan investment bond - 2 years*	September 20, 2024	-	625,000	-	625,000	509,172	512,348	3,176	98.80	100.00
Total as at December 31, 2024						509,172	512,348	3,176		

5.2.1 This carry effective yield of 11.705% and is due to mature latest by September 20, 2026.

5.3 Unrealised gain in fair value of investments classified as at fair value

Market value of investments	Less: carrying value of investments	December 31, 2024 (Un-audited)					Total
		MCB DCF FRF III Plan I	MCB DCF FRF III Plan II	MCB DCF FRF III Plan III	MCB DCF FRF III Plan IV	MCB DCF FRF III Plan V	
5.1	998,060	1,299,361	1,749,911	512,348	21,288,324	25,848,004	
5.1	974,339	1,272,312	1,725,250	509,172	21,218,361	25,699,434	
		23,721	27,049	24,661	3,176	69,963	
						148,570	

Note

**NOTES TO AND FORMING PART OF THE CONDENSED INTERIM FINANCIAL STATEMENTS (UN-AUDITED)
FOR THE HALF YEAR ENDED DECEMBER 31, 2024**

6. PAYABLE TO MCB INVESTMENT MANAGEMENT LIMITED - MANAGEMENT COMPANY

		December 31, 2024 (Un-audited)					
		MCB DCF FRF III - Plan I	MCB DCF FRF III - Plan II	MCB DCF FRF III - Plan III	MCB DCF FRF III - Plan IV	MCB DCF FRF III - Plan V	Total
Note		(Rupees in '000)					
Management remuneration payable	6.1	2,384	661	1,234	359	17,063	21,701
Sindh sales tax payable on Management	6.2	358	99	185	54	2,559	3,255
Other payable to management company		-	10	10	10	10	40
		2,742	770	1,429	423	19,632	24,996

6.1 The Management Company charged management fee at the rate up to 1.75% per annum of the average daily net assets. The remuneration is payable to the Management Company on the maturity of the plans.

6.2 Sindh Sales Tax on remuneration of the Management Company has been charged at the rate of 15%.

7. PAYABLE TO THE SECURITIES AND EXCHANGE COMMISSION OF PAKISTAN

The Fund has charged SECP fee at the rate of 0.075% of the average daily net assets of the Plans of the Fund which is paid on a monthly basis in arrears.

8. CONTINGENCIES AND COMMITMENTS

There were no contingencies and commitments outstanding as at December 31, 2024.

9. TAXATION

The income of the Fund is exempt from income tax under Clause 99 of Part I of the Second Schedule to the Income Tax Ordinance, 2001 subject to the condition that not less than 90% of the accounting income for the year as reduced by accumulated losses and capital gains, whether realised or unrealised, is distributed amongst the unit holders as cash dividend. Furthermore, as per Regulation 63 of the Non-Banking Finance Companies and Notified Entities Regulations, 2008, the Fund is required to distribute not less than 90% of its accounting income for the year derived from sources other than capital gains as reduced by such expenses as are chargeable thereon to the unit holders. Since the Management Company intends to distribute at least 90% of the Fund's accounting income to be earned during current year to the unit holders, therefore, no provision for taxation has been made in this condensed interim financial information during the period. The Fund is also exempt from the provisions of Section 113 (minimum tax) under clause 11A of Part IV of the Second Schedule to the Income Tax Ordinance, 2001.

10. EARNINGS PER UNIT

Earnings per unit based on cumulative weighted average units for the period has not been disclosed as in the opinion of the Management Company, the determination of the same is not practicable.

**NOTES TO AND FORMING PART OF THE CONDENSED INTERIM FINANCIAL STATEMENTS (UN-AUDITED)
FOR THE HALF YEAR ENDED DECEMBER 31, 2024**

11. TOTAL EXPENSE RATIO

MCB DCF Fixed Return Fund III Plan I

The total annualized expense ratio of the Plan from July 11, 2024 to December 31, 2024 is 0.75% which includes 0.16% representing government levies on the Plan such as sales taxes, fee of SECP, etc. The prescribed limit for the ratio is 2% (excluding government levies) under the NBFC Regulations for a Collective Investment Scheme categorised as a money market scheme.

MCB DCF Fixed Return Fund III Plan II

The total annualized expense ratio of the Plan from August 16, 2024 to December 31, 2024 is 0.30% which includes 0.10% representing government levies on the Plan such as sales taxes, fee of SECP, etc. The prescribed limit for the ratio is 2% excluding government levies under the NBFC Regulations for a Collective Investment Scheme categorised as a money market scheme.

MCB DCF Fixed Return Fund III Plan III

The total annualized expense ratio of the Plan from September 05, 2024 to December 31, 2024 is 0.40% which includes 0.12% representing government levies on the Plan such as sales taxes, fee of SECP, etc. The prescribed limit for the ratio is 2% excluding government levies under the NBFC Regulations for a Collective Investment Scheme categorised as a money market scheme.

MCB DCF Fixed Return Fund III Plan IV

The total annualized expense ratio of the Plan from October 10, 2024 to December 31, 2024 is 0.50% which includes 0.13% representing government levies on the Plan such as sales taxes, fee of SECP, etc. The prescribed limit for the ratio is 2% excluding government levies under the NBFC Regulations for a Collective Investment Scheme categorised as a money market scheme.

MCB DCF Fixed Return Fund III Plan V

The total annualized expense ratio of the Plan from October 15, 2024 to December 31, 2024 is 0.58% which includes 0.14% representing government levies on the Plan such as sales taxes, fee of SECP, etc. The prescribed limit for the ratio is 2% excluding government levies under the NBFC Regulations for a Collective Investment Scheme categorised as a money market scheme.

12. TRANSACTIONS AND BALANCES OUTSTANDING WITH CONNECTED PERSONS / OTHER RELATED PARTIES

Related parties / connected persons of the respective Plans of the Fund include the Management Company, other collective investment schemes managed by the Management Company, MCB Bank Limited being the Holding Company of the Management Company, the Trustee, directors, key management personnel and other associated undertakings and connected persons. Connected persons also include any person beneficially owing directly or indirectly 10% or more of the units in the issue / net assets of the respective Plans of the Fund.

Transactions with connected persons essentially comprise sale and redemption of units, fee on account of managing the affairs of the Fund, other charges, sale and purchase of investments and distribution payments to connected persons. The transactions with connected persons are in the normal course of business, at contracted rates and at terms determined in accordance with market rates.

Remuneration to the Management Company of the respective Plans of the Fund is determined in accordance with the provisions of the NBFC Regulations and the Trust Deed.

Remuneration to the Trustee of the respective Plans of the Fund is determined in accordance with the provisions of the Trust Deed.

**NOTES TO AND FORMING PART OF THE CONDENSED INTERIM FINANCIAL STATEMENTS (UN-AUDITED)
FOR THE HALF YEAR ENDED DECEMBER 31, 2024**

12.1 Details of transactions with the connected persons / related parties during the period are as follows:

	December 31, 2024 (Un-audited)				
	MCB DCF FRF III Plan I	MCB DCF FRF III Plan II	MCB DCF FRF III Plan III	MCB DCF FRF III Plan IV	MCB DCF FRF III Plan V
	(Rupees in '000)				
MCB Investment Management Limited - Management Company					
Remuneration of the Management Company	2,384	661	1,234	359	17,063
Sindh sales tax on remuneration of the Management Company	358	99	185	54	2,559
Central Depository Company of Pakistan Limited - Trustee					
Remuneration of the Trustee	248	260	300	63	2,435
Sindh sales tax on remuneration of the Trustee	37	39	45	9	365
MCB Bank Limited					
Profit on bank deposits	1,461	1,994	915	403	18,128
Bank Charges	6	4	4	2	3

12.2 Balance outstanding as at the period end are as follows:

MCB Investment Management Limited - Management Company					
Management fee	2,384	661	1,234	359	17,063
Sales tax on remuneration of the Management Company	358	99	185	54	2,559
Other payable to management company	-	10	10	10	10
Central Depository Company of Pakistan Limited - Trustee					
Trustee remuneration	46	61	81	24	990
Sindh sales tax payable on Trustee remuneration	7	9	12	4	148
MCB Bank Limited					
Bank deposits	519	3,707	911	5,886	1,530
Profit receivable on bank deposits	1,461	1,995	932	841	24,248

**NOTES TO AND FORMING PART OF THE CONDENSED INTERIM FINANCIAL STATEMENTS (UN-AUDITED)
FOR THE HALF YEAR ENDED DECEMBER 31, 2024**

12.3 Transactions during the period with connected persons / related parties in units of the Fund:

Group / associated Companies	For The Period Starting From July 11, 2024 To December 31, 2024 (Un-Audited)							
	As at July 11, 2024	Issued for cash	Redeemed	As at December 31, 2024	As at July 11, 2024	Issued for cash	Redeemed	As at December 31, 2024
	Units (Rupees in '000)							
MCB DCF Fixed Return Fund III Plan I Unit holders holding 10% or more	-	8,990,346	-	8,990,346	-	899,035	-	997,182
MCB DCF Fixed Return Fund III Plan II Unit holders holding 10% or more	-	12,000,000	-	12,000,000	-	1,200,000	-	1,304,140
MCB DCF Fixed Return Fund III Plan III Unit holders holding 10% or more	-	15,000,000	-	15,000,000	-	1,500,000	-	1,604,517
MCB DCF Fixed Return Fund III Plan IV Unit holders holding 10% or more	-	5,004,372	-	5,004,372	-	500,437	-	518,592
MCB DCF Fixed Return Fund III Plan V MCB Investment Management Limited - Management company	-	100,000	-	100,000	-	10,000	-	10,328
Unit holders holding 10% or more	-	206,061,202	-	206,061,202	-	20,806,120	-	21,281,651

13. FAIR VALUE OF FINANCIAL INSTRUMENTS

IFRS 13 - 'Fair Value Measurement' establishes a single source of guidance under IFRS for all fair value measurements and disclosures about fair value measurement where such measurements are required as permitted by other IFRSs. It defines fair value as the price that would be received to sell an asset or paid to transfer a liability in an orderly transaction between market participants at the measurement date (i.e. an exit price).

Financial assets which are tradable in an open market are revalued at the market prices prevailing on the close of trading i.e. period end date. The estimated fair value of all other financial assets and financial liabilities is considered not significantly different from book value as these are short term in nature.

**NOTES TO AND FORMING PART OF THE CONDENSED INTERIM FINANCIAL STATEMENTS (UN-AUDITED)
FOR THE HALF YEAR ENDED DECEMBER 31, 2024**

The following table shows financial instruments recognised at fair value, based on:

- **Level 1:** quoted prices in active markets for identical assets or liabilities;
- **Level 2:** those involving inputs other than quoted prices included in Level 1 that are observable for the asset or liability, either directly (as prices) or indirectly (derived from prices); and
- **Level 3:** those with inputs for the asset or liability that are not based on observable market data (unobservable inputs).

The Fund holds the following financial instruments measured at fair values:

	December 31, 2024 (Un-audited)						
	Carrying amount	Fair Value					
	Fair value through profit or loss	Amortised cost	Total	Level 1	Level 2	Level 3	Total
	----- (Rupees in '000') -----	----- (Rupees in '000') -----	----- (Rupees in '000') -----	----- (Rupees in '000') -----	----- (Rupees in '000') -----	----- (Rupees in '000') -----	----- (Rupees in '000') -----
Financial assets measured at fair value through profit or loss							
Market Treasury Bills	25,335,656	-	25,335,656	-	25,335,656	-	25,335,656
Pakistan investment bonds	512,348	-	512,348	-	512,348	-	512,348
	25,848,004	-	25,848,004	-	25,848,004	-	25,848,004
Financial assets not measured at fair value							
Bank balances	12,553		12,553				
Profit receivable	29,477		29,477				
	42,030		42,030				
Financial liabilities not measured at fair value							
Payable to the Management Company	21,701		21,701				
Payable to the Trustee	1,202		1,202				
	22,903		22,903				

**NOTES TO AND FORMING PART OF THE CONDENSED INTERIM FINANCIAL STATEMENTS (UN-AUDITED)
FOR THE HALF YEAR ENDED DECEMBER 31, 2024**

14. DATE OF AUTHORISATION FOR ISSUE

This condensed interim financial information was authorised for issue on February 04, 2025 by the Board of Directors of the Management Company.

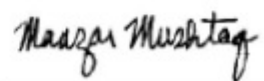
For MCB Investment Management Limited
(Management Company)



Chief Executive Officer



Chief Financial Officer



Director

MCB INVESTMENT MANAGEMENT LIMITED

Head Office: 2nd Floor, Adamjee House, I.I. Chundrigar Road, Karachi

UAN: (+92-21) 111 468 378 (111 INVEST)

URL: www.mcbfunds.com, **Email:** info@mcbfunds.com