



MCB FUNDS
Investments for Life

ANNUAL REPORT 2025

Funds Under Management of
MCB Investment Management Limited



MCB INVESTMENT SAVINGS FUND

TABLE OF CONTENTS

1	Fund's Information	1277
2	Report of the Director of the Management Company	1278
3	Report of the Fund Manager	1292
4	Trustee Report to the Unit Holders	1293
5	Independent Auditor's Report to the Unit Holders	1294
6	Statement of Assets and Liabilities	1296
7	Income Statement	1297
8	Statement of Other Comprehensive Income	1298
9	Statement of Movement in Unit Holder's Fund	1299
10	Cash Flow Statement	1300
11	Notes to and Forming Part of the Financial Statements	1301
12	Pattern of Units Holding by Size	1319
13	Performance Table	1320

FUND'S INFORMATION

Management Company	MCB Investment Management Limited Adamjee House, 2nd Floor, I.I. Chundrigar Road, Karachi.	
Board of Directors	Mr. Haroun Rashid Mr. Muhammad Nauman Chughtai Mr. Khawaja Khalil Shah Mr. Ahmed Jahangir Mr. Manzar Mushtaq Mr. Fahd Kamal Chinoy Syed Savail Meekal Hussain Ms. Mavra Adil Khan	Chairman Director Chief Executive Officer Director Director Director Director Director
Audit Committee	Syed Savail Meekal Hussain Mr. Ahmed Jahangir Mr. Manzar Mushtaq	Chairman Member Member
Human Resource & Remuneration Committee	Mr. Fahd Kamal Chinoy Mr. Ahmed Jahangir Ms. Mavra Adil Khan Mr. Khawaja Khalil Shah Mr. Muhammad Nauman Chughtai	Chairman Member Member Member Member
Credit Committee	Mr. Ahmed Jahangir Mr. Manzar Mushtaq Syed Savail Meekal Hussain Mr. Khawaja Khalil Shah	Member Member Member Member
Chief Executive Officer Chief Operating Officer & Chief Financial Officer	Mr. Khawaja Khalil Shah Mr. Muhammad Asif Mehdi Rizvi	
Company Secretary	Mr. Muhammad Rohan Khan	
Trustee	Central Depository Company of Pakistan Ltd. CDC House, 99-B, Block 'B'S.M.C.H.S Main Shahra-e-Faisal Karachi Tel: (92-21) 111-111-500 Fax: (92-21) 34326053 Web: www.cdcpakistan.com	
Bankers	Habib Metropolitan Bank Limited Soneri Bank Limited MCB Bank Limited MCB Islamic Bank Limited Bank Alfalah Limited United Bank Limited	
Auditors	Yousuf Adil Chartered Accountants Cavish Court, A-35, Block 7 & 8 KCHSU, Shahrah-e-Faisal, Karachi-75350.	
Legal Advisor	Bawaney & Partners 3rd & 4th Floor, 68 C, Lane 13, Bukhari Commercial Area Phase VI, D.H.A., Karachi	
Rating	AM1 Asset Manager Rating assigned by PACRA	
Transfer Agent	MCB Investment Management Limited Adamjee House, 2nd Floor, I.I. Chundrigar Road, Karachi.	

REPORT OF THE DIRECTOR OF THE MANAGEMENT COMPANY FOR THE YEAR ENDED JUNE 30, 2025

Dear Investor,

On behalf of the Board of Directors, I am pleased to present **MCB Investment Savings Fund** (*Fund launched on Aug 05, 2024*) accounts review for the year ended June 30, 2025.

Economy Review

The fiscal year commenced on a strong footing as the government secured a staff-level agreement (SLA) with the IMF for a 37-month Extended Fund Facility (EFF) of USD 7.0 billion. Over the course of the period, Pakistan demonstrated fiscal and external discipline, successfully meeting key IMF program targets and benchmarks. Consequently, in March 2025, the IMF team reached an SLA with Pakistani authorities for the first review of the EFF, along with a new 28-month Resilience and Sustainability Facility (RSF), unlocking an additional USD 1.3 billion in funding.

The country posted a current account Surplus of USD 1.8 billion in the first eleven months of the fiscal year 2025 (11MFY25) compared to a deficit of USD 1.6 billion in the corresponding period last year. The major contributor towards improving current account was the remittances inflows which skyrocketed by 28.8% to USD 34.9 billion. Trade Deficit increased by 22.1% YoY as exports rose by 4.0% while imports increased by 11.5% from a low base. The country's external position improved with SBP's foreign exchange reserves increasing to USD 14.5 billion as of Jun-25 end compared to USD 9.4 billion at the end of last fiscal year. This was on account of current account surplus, timely bilateral rollovers and flows from IMF and multilateral sources. The local currency witnessed a modest depreciation as the USD/PKR depreciated by 1.9% to 283.8 during the fiscal year.

Headline inflation represented by CPI averaged 4.6% during FY25 compared to 23.9% in the corresponding period last year. This sharp decline was driven by the currency's stability over the past one year, which led to stable food and energy prices. Additionally, the large decline in wheat prices and base effect further contributed to the lower inflation figures.

Pakistan's Provisional GDP growth clocked at 2.7% in FY25 with Agricultural, Industrial and Services sectors increasing by 0.6%, 4.8% and 2.9% respectively. The Agriculture posted subpar growth due to high base effect and flood damaging cotton crop. Industrial and services sector growth recovered due to improvement in macroeconomic indicators. On the fiscal side, FBR tax collections rose by 25.9% in FY25, reaching PKR 11,722 billion—against the downward revised target of PKR 11,900 billion, reflecting a shortfall of PKR 178 billion. The shortfall is largely attributed to reduced tax collection from imports due to a slowdown in trade, sluggish growth and low inflation.

FUND PERFORMANCE

During the period under review, the fund generated an annualized return of 18.51% as against its benchmark return of 13.26%. WAM of the fund was 44 days at period end. The fund was 35.3% invested in Cash as of June end. The Net Assets of the Fund as at June 30, 2025 stood at Rs. 15,434 million. The Net Asset Value (NAV) per unit as at June 30, 2025 was Rs. 100.2511.

Economy & Market – Future Outlook

Going forward we expect GDP growth to clock at 4.1% in FY26. Agriculture Growth is likely to clock at 3.9% as it would recover due to base effect. The lagged impact of interest rate decline would benefit industrial and services sector going forward which are expected to expand by 4.4% and 4.0% respectively.

REPORT OF THE DIRECTOR OF THE MANAGEMENT COMPANY FOR THE YEAR ENDED JUNE 30, 2025

The continuation of the IMF program is a key positive as it will allow us to tap funding from bilateral and multilateral sources. We expect SBP reserves to increase to USD 17.4 billion by year end on the back of timely bilateral rollover, and inflows from IMF and multilateral agencies. Our external position has improved which could allow Pakistan to consider re-entering the international capital markets to explore options such as Eurobonds, Sukuk, and Panda bonds.

Pakistan is on track to record the first annual surplus since FY11 on the back of rebound in exports and remittances along with controlled imports. We expect the trend to continue in the medium term. We could witness a measured depreciation in the currency as imports picks up following monetary easing. We expect USD/PKR to close Jun-26 around 304.

Headline Inflation will stay in low single digits due to decline in food prices and stable currency. The inflation would temporarily rise by the end of FY26 due to base effect. The average inflation in FY26 is expected to be 5.6%. Core inflation has been steadily declining due to stable currency and overall demand dynamics. We expect core inflation to gradually trickle down reaching low single digit by the end of next fiscal year.

On the fiscal side we expect the fiscal deficit to clock in at 4.0% in FY26, which would be the lowest level since FY2006. This marks the fourth consecutive year of budget deficit reduction since it peaked at 7.9% in FY2022. The reduction in finance cost would be a major reason for this reduction. Strict IMF target regarding primary surplus would also play its part in maintaining fiscal discipline.

The SBP has decreased interest rates by a cumulative 1,100bps since June-24 as interest rates have declined to 11.0% from a high of 22.0%. Enhanced external stability, coupled with easing inflationary pressures, created room for this monetary easing. Going forward, while inflationary pressures are likely to remain muted, further rate cuts shall be contingent on strength in foreign exchange reserves.

For debt holders, we expect Money Market Funds to continue to seamlessly mirror policy rates throughout the year.

Mutual Fund Industry Review

The Net Assets of the open-end mutual funds industry increased by about 43.1% during FY25 to PKR 3,684 billion. Total money market funds grew by about 44.4% since June 2024. Within the money market sphere, conventional funds showed a growth of 55.3% to PKR 977 billion while Islamic funds increased by 34.3% to PKR 912 billion. In addition, the total fixed Income and Fixed Rate funds increased by about 29.2% since June 2024 to PKR 1,242 billion while Equity and related funds increased by 92.3% to PKR 491 billion.

In terms of the segment share, Money Market funds were the leader with a share of around 51.3%, followed by Income and fixed return funds with 33.7% and Equity and Equity related funds having a share of 13.3% as at the end of June 2025.

Mutual Fund Industry Outlook

Money market funds should benefit from higher liquidity as they are ideal for investors with a short-term horizon and low risk profile. As economic recovery gains further traction and becomes broader based, the interest in capital markets particularly equities will continue to remain strong. Our operations remained seamless and given our competitive edge in digital access and online customer experience, we are prepared to get benefits of the growing number of investors available online.

REPORT OF THE DIRECTOR OF THE MANAGEMENT COMPANY FOR THE YEAR ENDED JUNE 30, 2025

HOLDING COMPANY

On April 18, 2023, MCB Bank Limited (MCB), being the parent company of MCB-Arif Habib Savings and Investments Limited, has acquired 21,664,167 (30.09%) shares of MCB-Arif Habib Savings & Investment Limited (MCB-AH) from Arif Habib Corporation Limited (AHCL). By virtue of this transaction MCB Bank Limited's shareholding in MCB-AH has increased from 36,956,768 (51.33%) shares to 58,620,935 (81.42%) and AHCL no longer holds any shares in MCB-AH.

CORPORATE GOVERNANCE

The Fund is committed to implement the highest standards of corporate governance. The Board comprises of eight (8) members including the Chief Executive Officer (CEO) and has a diverse mix of gender and knowledge. The Board consists of 1 female and 7 male directors, categorized as follows:

- 4 Non – Executive Directors;
- 3 Independent Directors; and
- 1 Executive Director (CEO).

The details of above are as under:

Sr. No.	Name	Status	Membership in other Board Committees
1.	Mr. Haroun Rashid	Non-Executive Director	None
2.	Mr. Muhammad Nauman Chughtai	Non-Executive Director	HR&R* Committee
3.	Mr. Ahmed Jahangir	Non-Executive Director	HR&R* Committee Audit Committee
4.	Mr. Manzar Mushtaq	Non-Executive Director	Audit Committee
5.	Syed Savail Meekal Hussain	Independent Director	Audit Committee (Chairman)
6.	Mr. Fahd Kamal Chinoy	Independent Director	HR&R* Committee (Chairman).
7.	Ms. Mavra Adil Khan	Independent Director	HR&R* Committee
8.	Mr. Khawaja Khalil Shah	Executive Director	HR&R* Committee

* HR&R stands for Human Resource and Remuneration

The Board of Directors is pleased to report that:

- a. The financial statements, present fairly the state of affairs, the results of operations, cash flows and changes in equity;
- b. Proper books of accounts of the fund have been maintained;

REPORT OF THE DIRECTOR OF THE MANAGEMENT COMPANY FOR THE YEAR ENDED JUNE 30, 2025

- c. Appropriate accounting policies as stated in the notes to the financial statements have been consistently applied in preparation of financial statements and accounting estimates are based on reasonable and prudent judgment;
- d. International Financial Reporting Standards, as applicable in Pakistan, provisions of the Non-Banking Finance Companies (Establishment & Regulations) Rules, 2003, Non-Banking Finance Companies and Notified Entities Regulations, 2008, requirements of the respective Trust Deeds and directives issued by the Securities & Exchange Commission of Pakistan have been followed in the preparation of financial statements.;
- e. The system of internal control is sound in design and has been effectively implemented and monitored with ongoing efforts to improve it further;
- f. There are no significant doubts upon the fund's ability to continue as going concern;
- g. There has been no material departure from the best practices of Corporate Governance, as detailed in the listing regulations;
- h. The outstanding taxes, statutory charges and duties, if any, have been fully disclosed in the audited financial statements;
- i. The statement as to the value of investments of provident/gratuity and pension fund is not applicable on the Fund but applies to the Management Company; hence no disclosure has been made in the Directors' Report;
- j. As at June 30, 2025, the Company is in compliance with the requirements of Directors' Training Program, as contained in Regulation No. 19 of the Code;
- k. The detailed pattern of shareholding as on June 30, 2025 is annexed;
- l. A formal and effective mechanism is put in place for an annual evaluation of the Board's own performance, members of the Board and Committees of the Board;
- m. The details of attendance of Board of Directors meeting is disclosed in financial statements. Below are the details of committee meetings held during the year ended June 30, 2025:

1. Meeting of the Audit Committee.

During the year, four (4) meetings of the Audit Committee were held. The attendance of each participant is as follows:

Name of Persons	Number of meetings held	Number of meetings		
		Attendance required	Attended	Leave granted
1. Syed Savail Meekal	4	4	4	-

**REPORT OF THE DIRECTOR OF THE MANAGEMENT COMPANY
FOR THE YEAR ENDED JUNE 30, 2025**

	Hussain				
2.	Mr. Ahmed Jahangir	4	4	4	-
3.	Mr. Manzar Mushtaq	4	4	4	-

2. Meeting of the Human Resource and Remuneration Committee.

During the year, three (3) meeting of the Human Resource and Remuneration Committee were held. The attendance of each participant is as follows:

Name of Persons	Number of meetings	Number of meetings		
		Attendance required	Attended	Leave granted
1. Mr. Fahd Kamal Chinoy	3	3	3	-
2. Mr. Shoaib Mumtaz*	3	2	2	-
3. Mr. Muhammad Nauman Chughtai**	3	1	1	-
4. Mr. Ahmed Jahangir	3	3	2	1
5. Ms. Mavra Adil Khan	3	3	2	1
6. Mr. Khawaja Khalil Shah	3	3	3	-

* Resigned on December 21, 2024

** Appointed on January 06, 2025

- n. The trades in the Units of the Fund were carried out during the year by Directors, Chief Executive Officer, Chief Operating Officer, Chief Financial Officer, Company Secretary, and Chief Internal Auditor of the Management Company and their spouses and minor children.

S. No.	Name	Designation	Investment	Redemption	Dividend Distribution
			(Number of Units)		
1	Sara Mushtaq	W/o Manzar Mushtaq	1,773,071.08	1,773,071.08	-

EXTERNAL AUDITORS

The Fund's external auditor's **M/s. Yousuf Adil Chartered Accountants** have retired after completion of audit for Financial Year ended June 30, 2025. The Audit Committee has recommended re-appointment of **M/s. Yousuf Adil Chartered Accountants** as external auditors of the Fund for financial year ending June 30, 2026 and the Board has also endorsed the recommendation of the Audit Committee. **M/s. Yousuf Adil Chartered Accountants** has also expressed their willingness to act as the Fund's external auditors.

**REPORT OF THE DIRECTOR OF THE MANAGEMENT COMPANY
FOR THE YEAR ENDED JUNE 30, 2025**

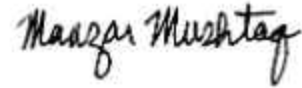
ACKNOWLEDGMENT

The Board is thankful to the Fund's valued investors, the Securities and Exchange Commission of Pakistan and the Trustees of the Fund for their continued cooperation and support. The Directors also appreciate the efforts put in by the management team.

On behalf of Directors



Khawaja Khalil Shah
Chief Executive Officer
August 04, 2025



Manzar Mushtaq
Director
August 04, 2025

ڈائریکٹرز رپورٹ

خارجی آڈیٹرز

فنڈ کے خارجی آڈیٹرز M/s ایم یوسف عادل چارٹرڈ اکاؤنٹنٹس 30 جون 2025ء کو ختم ہونے والے مالی سال کے مکمل ہونے کے بعد ریٹائر ہو گئے ہیں۔ آڈٹ کمیٹی نے 30 جون 2026ء کو ختم ہونے والے مالی سال کے لیے M/s ایم یوسف عادل چارٹرڈ اکاؤنٹنٹس کی دوبارہ تقرری کی سفارش پیش کی ہے، جس کی بورڈ نے بھی توثیق کی ہے۔ M/s ایم یوسف عادل چارٹرڈ اکاؤنٹنٹس نے بھی فنڈ کے خارجی آڈیٹرز کی حیثیت سے کام کرنے کے لیے رضامندی ظاہر کی ہے۔

اظہار تشکر

فنڈ کے قابل قدر سرمایہ کاروں، سیکورٹیز اینڈ ایکسچینج کمیشن آف پاکستان، اور فنڈ کے ٹرسٹیز کی مسلسل معاونت اور حمایت کے لیے بورڈ اُن کا شکریہ ادا کرتا ہے۔ مزید براں، ڈائریکٹرز مینجمنٹ ٹیم کی کاوشوں کو خراج تحسین پیش کرتے ہیں۔

منجانب ڈائریکٹرز،

Mansoor Mushtaq

منظر مشتاق

ڈائریکٹر

04 اگست 2025ء

خواجہ خلیل شاہ

خواجہ خلیل شاہ

چیف ایگزیکٹو آفیسر

04 اگست 2025ء

ڈائریکٹرز رپورٹ

2. ہیومن ریسورس اور ریویو نریشن کمیٹی کی میٹنگ

دوران سال، ہیومن ریسورس اور ریویو نریشن کمیٹی کی تین (3) میٹنگ ہوئیں۔ شرکاء کی حاضری مندرجہ ذیل ہے:

میٹنگز کی تعداد		میٹنگز کی تعداد		
منظور شدہ چھٹی	حاضری	مطلوبہ حاضری	میٹنگز کی تعداد	شخص کا نام
-	3	3	3	1. جناب فہد کمال چنائے
-	2	2	3	2. جناب شعیب ممتاز *
-	1	1	3	3. جناب محمد نعمان چغتائی **
1	2	3	3	4. جناب احمد جہانگیر
1	2	3	3	5. محترمہ ماوراء عادل خان
-	3	3	3	6. جناب خواجہ خلیل شاہ

* 21 دسمبر 2024ء کو مستعفی ہو گئے

** 06 جنوری 2025ء کو تقرری ہوئی

n. فنڈ کے پینس میں تجارت سال کے دوران ڈائریکٹرز، چیف ایگزیکٹو آفیسر، چیف آپریٹنگ آفیسر، چیف فنانشل آفیسر، کمپنی سیکرٹری، اور مینجمنٹ کمپنی کے چیف انٹرنل آڈیٹر اور ان کی شریک حیات اور تابالغ بچوں کے ذریعے کی گئی۔

نمبر شمار	نام	عہدہ	سرمایہ کاری	سرمایہ کاری جو نکال لی گئی	ڈیویڈنڈ کی تقسیم
پینس کی تعداد					
1	سارہ مشتاق	اہلیہ منظر مشتاق	1,773,071.08	1,773,071.08	-

ڈائریکٹرز رپورٹ

- e. انٹرنل کنٹرول کا نظام مضبوط خطوط پر استوار ہے اور اس کا موثر نفاذ اور نگرانی کی جاتی ہے، اور اسے مزید بہتر بنانے کی کوششیں جاری ہیں؛
- f. فنڈ کے کاروبار جاری رکھنے کی صلاحیت میں کوئی شبہات نہیں ہیں؛
- g. لسٹنگ ضوابط میں تفصیلاً بیان کردہ کارپوریٹ گورننس کی بہترین روایات سے کوئی قابل ذکر انحراف نہیں کیا گیا ہے؛
- h. واجب الاداء ٹیکسز، قانونی چارجز اور ڈیویڈنڈز، اگر کوئی ہیں تو، کو آڈٹ شدہ مالیاتی گوشواروں میں مکمل طور پر ظاہر کر دیا گیا ہے؛
- i. پراویڈنٹ/گریجویٹ اور پنشن فنڈ کی سرمایہ کاری کی قدر کا بیان فنڈ پر لاگو نہیں ہوتا لیکن مینجمنٹ کمپنی پر لاگو ہوتا ہے۔ اس لیے ڈائریکٹرز کی رپورٹ میں کوئی انکشاف نہیں کیا گیا ہے۔
- j. 30 جون 2025ء کو کمپنی ضابطہء اخلاق کے ریویژن نمبر 19 میں بیان کردہ ڈائریکٹرز ٹریننگ پروگرام کے تقاضوں پر عمل پیرا ہے؛
- k. 30 جون 2025ء کو حصص یافتگی کا تفصیلی خاکہ ملحق ہے؛
- l. بورڈ اور اس کے ارکان اور کمیٹیوں کی کارکردگی کی سالانہ جانچ کے لیے ایک باضابطہ اور موثر طریقہ کار نافذ کیا گیا ہے؛
- m. بورڈ آف ڈائریکٹرز کے اجلاس میں شرکت کی تفصیلات مالیاتی گوشواروں میں ظاہر کی گئی ہیں۔ ذیل میں سال ختمہ 30 جون 2025 کے دوران منعقدہ کمیٹی کے اجلاسوں کی تفصیلات درج ہیں۔

1. آڈٹ کمیٹی کی مینٹنگ

دوران سال، ہیومن ریسورس اور ریویژن کمیٹی کی چار (4) مینٹنگ ہوئیں۔ شرکاء کی حاضری مندرجہ ذیل ہے:

مینٹنگز کی تعداد				
شخص کا نام	مینٹنگز کی تعداد	مطلوبہ حاضری	حاضری	منظور شدہ چھٹی
1. جناب سید ساویل میکان حسین	4	4	4	-
2. جناب احمد جہانگیر	4	4	4	-
3. جناب منظر مشتاق	4	4	4	-

ڈائریکٹرز رپورٹ

تفصیل درج ذیل ہے:

نمبر شمار	نام	حیثیت	دیگر بورڈ کمیٹیوں میں رکنیت
1.	جناب ہارون رشید	نان- ایگزیکٹو ڈائریکٹر	کوئی نہیں
2.	جناب محمد نعمان چغتائی	نان- ایگزیکٹو ڈائریکٹر	ایچ آر اینڈ آر کمیٹی
3.	جناب احمد جہانگیر	نان- ایگزیکٹو ڈائریکٹر	ایچ آر اینڈ آر کمیٹی، آڈٹ کمیٹی
4.	جناب منظر مشتاق	نان- ایگزیکٹو ڈائریکٹر	آڈٹ کمیٹی
5.	جناب سید ساول میاں حسین	انڈپینڈنٹ ڈائریکٹر	آڈٹ کمیٹی (چیئر مین)
6.	جناب فہد کمال چنائے	انڈپینڈنٹ ڈائریکٹر	ایچ آر اینڈ آر کمیٹی (چیئر مین)
7.	محترمہ ماوراء عادل خان	انڈپینڈنٹ ڈائریکٹر	ایچ آر اینڈ آر کمیٹی
8.	جناب خواجہ خلیل شاہ	ایگزیکٹو ڈائریکٹر	ایچ آر اینڈ آر کمیٹی

* 'ایچ آر اینڈ آر' ہیومن ریسورس اینڈ ریمیو نیشن کا مخفف ہے

بورڈ آف ڈائریکٹرز کو خوشی ہے کہ وہ مندرجہ ذیل امور رپورٹ کر رہے ہیں:

- مالیاتی گوشوارے کمپنی کے معاملات کی صورت حال، اس کی سرگرمیوں کے نتائج، نقد کی آمد و رفت اور اس کی ایکویٹی میں تبدیلیوں کو منصفانہ انداز میں پیش کرتے ہیں؛
- فنڈ کی درست بکس آف اکاؤنٹس تیار کی گئی ہیں؛
- مالیاتی گوشواروں کی تیاری میں (مالیاتی گوشواروں سے منسلک اہم نکات میں مذکور) موزوں اکاؤنٹنگ پالیسیوں کا اطلاق کیا گیا ہے اور اکاؤنٹنگ تخمینے معقول اور محتاط اندازوں پر مبنی ہیں؛
- بین الاقوامی مالیاتی رپورٹنگ کے معیارات، جیسا کہ پاکستان میں لاگو ہوتا ہے، تان بینکنگ فنانس کمپنیز (اسٹیبلشمنٹ اینڈ ریگولیشن) رولز، 2003، تان بینکنگ فنانس کمپنیز اینڈ ٹائیٹا نیڈ ریگولیشن 2008، متعلقہ ٹرسٹ ڈیڈ کے تقاضے اور سیکورٹیز اینڈ ایکسچینج کمیشن آف پاکستان کی جاری کردہ ہدایات کی تعمیل کی گئی ہے۔

ڈائریکٹرز رپورٹ

مزید براں، کل فیکسڈ انکم اور فیکسڈ ریٹ فنڈز جون 2024ء کے بعد سے تقریباً 29.2 فیصد بڑھ کر 1,242 بلین روپے ہو گئے، جبکہ ایکویٹی اور متعلقہ فنڈز 92.3 فیصد بڑھ کر 491 بلین روپے ہو گئے۔

شعبہ جاتی حصے کے اعتبار سے جون 2025ء کے اختتام پر منی مارکیٹ فنڈز تقریباً 51.3 فیصد حصے کے ساتھ سب سے آگے تھے، ان کے بعد انکم اور فیکسڈ ریٹ فنڈز کا 33.7 فیصد حصہ، اور ایکویٹی اور اس سے متعلقہ فنڈز کا 13.3 فیصد حصہ تھا۔

میوچل فنڈز صنعت کے مستقبل کا منظر نامہ

منی مارکیٹ فنڈز کو بہتر نقدیت کا فائدہ اٹھانا چاہیے کیونکہ یہ مختصر میعاد کے لیے اور کم ریسک کے ساتھ سرمایہ کاری کرنے والوں کے لیے موزوں ترین ہوتے ہیں۔ معاشی بحالی کے تیز تر اور وسیع تر ہونے کے ساتھ ساتھ کپیٹل مارکیٹس، خصوصاً ایکویٹیز، میں گہری دلچسپی برقرار رہے گی۔ ہمارے آپریشنز ہلاؤ کاؤٹ جاری رہے، اور ڈیجیٹل رسائی اور صارفین کو اچھا تجربہ فراہم کرنے کے معاملے میں ہماری بہتر استعداد کی بدولت ہم آن لائن دستیاب سرمایہ کاروں کی بڑھتی ہوئی تعداد سے فائدہ اٹھانے کے لیے تیار ہیں۔

ہولڈنگ کمپنی

18 اپریل 2023ء کو ایم سی بی بینک لمیٹڈ (ایم سی بی) نے، ایم سی بی-عارف حبیب سیونگز اینڈ انویسٹمنٹس لمیٹڈ (ایم سی بی-اے ایچ) کی سپرینٹ (سرپرست) کمپنی کی حیثیت میں، عارف حبیب کارپوریشن لمیٹڈ (اے ایچ سی ایل) سے ایم سی بی-اے ایچ کے 21,664,167 (یعنی 30.09 فیصد) حصص خرید لیے۔ اس سودے کے ذریعے ایم سی بی بینک لمیٹڈ کی ایم سی بی-اے ایچ میں حاملیت حصص 36,956,768 (یعنی 51.33 فیصد) حصص سے بڑھ کر 58,620,935 (یعنی 81.42 فیصد) ہو گئی ہے اور اے ایچ سی ایل اب ایم سی بی-اے ایچ میں حصص کی حامل نہیں ہے۔

کارپوریٹ گورننس

فنڈ کارپوریٹ گورننس کے اعلیٰ ترین معیارات کو نافذ کرنے کے لیے پرعزم ہے۔ بورڈ آفٹھ (8) ارکان پر مشتمل ہے، بشمول چیف ایگزیکٹو آفیسر (سی ای او)۔ یہ ارکان صنف اور علم کا ایک متنوع امتزاج ہیں۔ بورڈ میں 1 خاتون اور 7 مرد ڈائریکٹرز شامل ہیں، جن کی زمرہ بندی درج ذیل ہے:

* 4 نان-ایگزیکٹو ڈائریکٹرز؛

* 3 انڈپنڈنٹ ڈائریکٹرز؛ اور

* 1 ایگزیکٹو ڈائریکٹر (سی ای او)۔

پاکستان مال سال 2011ء کے بعد سے پہلا سالانہ سسرپلکس ریکارڈ کرنے جا رہا ہے، جس کے عوامل برآمدات اور ترسیلات میں بحالی اور محدود درآمدات ہیں۔ ہمیں اُمید ہے کہ درمیانی مدت میں یہ رجحان جاری رہے گا۔ اگر درآمدات میں تیزی آئے اور اس کے نتیجے میں مالیاتی تسہیل ہو تو روپے کی قدر میں بتدریج گراؤٹ ہو سکتی ہے۔ جون 2026ء کے اختتام پر روپے کا ڈالر کے مقابلے تناسب تقریباً 304 ہونے کا امکان ہے۔

اشیائے خورد و نوش کی قیمتوں میں کمی اور روپے میں استحکام کے باعث ہیڈلائن (مجموعی) افراط زر کم سطح (ایک ہندسے پر مبنی عدد) پر رہے گی۔ مالی سال 2026ء کے اختتام تک base اثر کے باعث افراط زر میں عارضی طور پر اضافہ ہوگا۔ مالی سال 2026ء میں اوسط افراط زر 5.6 فیصد ہونے کا امکان ہے۔ روپے کے استحکام اور مجموعی طلب کے عوامل کے باعث بنیادی افراط زر میں مسلسل کمی ہوتی رہی۔ ہمیں اُمید ہے کہ اگلے مالی سال کے اختتام تک بنیادی افراط زر بتدریج کم ہو کر ایک ہندسے پر مبنی عدد تک پہنچ جائے گی۔

مالیاتی جہت میں ہم سمجھتے ہیں کہ مالی سال 2026ء میں مالیاتی خسارہ 4.0 فیصد ہوگا، جو مالی سال 2006ء کے بعد سے کم ترین سطح ہوگی۔ چنانچہ یہ بجٹ خسارے میں کمی کا چوتھا مسلسل سال ہوگا، کیونکہ یہ مالی سال 2022ء میں 7.9 فیصد کی بلند ترین سطح تک پہنچ گیا تھا۔ اس کمی کی سب سے بڑی وجہ مالیاتی لاگت میں کمی ہے۔ مالیاتی نظم و ضبط برقرار رکھنے میں بنیادی سسرپلکس سے متعلق آئی ایم ایف کے سخت اہداف بھی اپنا کردار ادا کریں گے۔

ایس بی پی نے سود کی شرحوں میں جون 2024ء سے لے کر اب تک مجموعی طور پر 1,100 بی پی ایس کمی کی ہے، چنانچہ شرحیں 22.0 فیصد کی بلند سطح سے 11.0 فیصد تک آگئی ہیں۔ خارجی استحکام میں بہتری، اور اس کے ساتھ ساتھ افراط زر کے دباؤ میں کمی، کی بدولت یہ مالیاتی تسہیل ممکن ہوئی۔ مستقبل میں چونکہ افراط زر کے دباؤ متوقع طور پر کم رہیں گے، چنانچہ شرحوں میں مزید کمی کا انحصار زرمبادلہ کے ذخائر کی تقویت پر ہوگا۔

حاملین قرض کے لیے ہمیں اُمید ہے کہ منی مارکیٹ فنڈ سال بھر پالیسی شرحوں کی بلاؤٹ کاٹ عکاسی جاری رکھیں گے۔

میوچل فنڈ صنعت کا جائزہ

اوپن-اینڈ میوچل فنڈز کی صنعت کے net اثاثہ جات مالی سال 2025ء کے دوران تقریباً 43.1 فیصد بڑھ کر 3,684 بلین روپے ہو گئے۔ منی مارکیٹ کے کل فنڈز میں جون 2024ء کے بعد سے تقریباً 44.4 فیصد اضافہ ہوا۔ منی مارکیٹ کے دائرہ کار میں روایتی فنڈز 55.3 فیصد بڑھ کر 977 بلین روپے ہو گئے، جبکہ اسلامک فنڈز 34.3 فیصد بڑھ کر 912 بلین روپے ہو گئے۔

base اثر اور سیلاب سے کپاس کی فصل کو نقصان تھیں۔ صنعت اور خدمات کے شعبوں کی ترقی میں بحالی ہوئی جس کی وجہ مجموعی معاشی اشاروں میں بہتری تھی۔ مالیاتی جہت میں ایف بی آر کی ٹیکس کی وصولی مالی سال 2025ء میں 25.9 فیصد بڑھ کر 11,722 بلین روپے ہوگی، جو نظر ثانی شدہ کم تر ہدف 11,900 بلین روپے کے بالمقابل ہے، یعنی 178 بلین روپے کم ٹیکس جمع ہوا۔ اس کمی کی بڑی وجہ تجارت میں کمی، سست رفتار ترقی اور پست افراط زر ہیں۔

فنڈ کی کارکردگی

زیر جائزہ مدت کے دوران فنڈ کا ایک سال پر محیط منافع 18.51 فیصد تھا، جبکہ اس کے بالمقابل بیچ مارک منافع 13.26 فیصد تھا۔ فنڈ کی WAM اختتام مدت پر 44 دن تھی۔ جون کے اختتام پر فنڈ کی نقد میں سرمایہ کاری 35.3 تھی۔ 30 جون 2025ء کو فنڈ کے net اثاثہ جات 15,434 ملین روپے تھے، جبکہ net اثاثہ جاتی قدر (این اے وی) فی یونٹ 100.2511 روپے تھی۔

معیشت اور مارکیٹ - مستقبل کا منظر نامہ

مستقبل کے امکانات کے حوالے سے ہم سمجھتے ہیں کہ مالی سال 2026ء میں جی ڈی پی میں 4.1 فیصد ترقی ہوگی۔ زراعت base اثر کی وجہ سے بحال ہوگی اور اس میں متوقع طور پر 3.9 فیصد ترقی ہوگی۔ شرح سود میں کمی کے سبب رفتار اثر سے صنعت اور خدمات کے شعبے کو مستقبل میں فائدہ ہوگا اور ان میں پالترتیب 4.4 فیصد اور 4.0 فیصد ترقی کا امکان ہے۔ آئی ایم ایف پروگرام کا تسلسل ایک اہم مثبت پہلو ہے کیونکہ اس کی بدولت ہم دو طرفہ اور کثیرالجہتی ذرائع سے فنڈنگ حاصل کر سکیں گے۔ ایس بی پی کے ذخائر متوقع طور پر بڑھ کر سال کے اختتام تک 17.4 بلین ڈالر تک پہنچ جائیں گے اور اس کے عوامل بروقت دو طرفہ رول اوور (قرض کے معاہدوں میں توسیع) اور آئی ایم ایف اور کثیرالجہتی ایجنسیوں کی طرف سے آمدات ہیں۔ ہماری خارجی صورتحال بہتر ہوئی ہے جس کی بدولت پاکستان بین الاقوامی کیپیٹل مارکیٹوں میں دوبارہ داخل ہونے پر غور کرنے کے قابل ہو سکتا ہے تاکہ Euro بانڈز، سٹاک اور پابند بانڈز جیسے ذرائع کا جائزہ لے سکے۔

عزیز سرمایہ کار

بورڈ آف ڈائریکٹرز کی جانب سے ایم سی بی انویسٹمنٹ سیونگس فنڈ (فنڈ آغاز کردہ 06 اگست 2024ء) کے اکاؤنٹس برائے سال مختتمہ 30 جون 2025ء کا جائزہ پیش خدمت ہے۔

معیشت کا جائزہ

مالی سال کا مضبوط آغاز ہوا کیونکہ حکومت نے آئی ایم ایف کے ساتھ 37 ماہ کی ایکسٹینشنڈ فنڈ فیسلٹی (ای ایف ایف) کے لیے 7.0 بلین ڈالر کا اضافہ۔ لیول معاہدہ (ایس ایل اے) کر لیا۔ دوران مدت پاکستان نے مالیاتی اور خارجی نظم و ضبط کا مظاہرہ کر کے آئی ایم ایف پروگرام کے کلیدی اہداف اور مقررہ معیارات حاصل کر لیے۔ اس کے نتیجے میں مارچ 2025ء میں آئی ایم ایف ٹیم نے 'ای ایف ایف' کے پہلے جائزے کے لیے پاکستانی مختار اداروں کے ساتھ ایک 'ایس ایل اے' کیا، جمع 28 ماہ پر محیط ایک نئی دیزیلیٹنس اینڈ سسٹینیبلٹی فیسلٹی (آر ایس ایف)، جس سے اضافی 1.3 بلین ڈالر فنڈنگ کی راہ ہموار ہوئی۔

مالی سال 2025ء کے ابتدائی گیارہ ماہ (11MFY25) میں منگ کا کرنٹ اکاؤنٹ سسرپلس 1.8 بلین ڈالر پوسٹ کیا گیا، جس کے بالمقابل گزشتہ سال مماثل مدت میں 1.6 بلین ڈالر خسارہ تھا۔ کرنٹ اکاؤنٹ کی بہتری میں اہم ترین کردار ترسیلات زر کا تھا جن میں 28.8 فیصد کا خطیر اضافہ ہوا اور وہ 34.9 بلین ڈالر ہو گئیں۔ تجارتی خسارہ 22.1 فیصد (YoY) (سال در سال) بڑھ گیا کیونکہ برآمدات میں 4.0 فیصد اضافہ ہوا جبکہ درآمدات ایک پست بنیاد سے 11.5 فیصد بڑھ گئیں۔ منگ کی خارجی صورتحال بہتر ہوئی کیونکہ ایس بی پی کے زیر مبادلہ کے ذخائر بڑھ کر جون 2025ء کو 14.5 بلین ڈالر ہو گئے، جس کے بالمقابل گزشتہ مالی سال کے اختتام پر 9.4 بلین ڈالر تھے۔ اس کی وجوہات کرنٹ اکاؤنٹ سسرپلس، بروقت دو طرفہ رول اوور (قرض کے معاہدوں میں توسیع) اور آئی ایم ایف اور کثیرالجمعی ذرائع سے آمدات تھیں۔ ڈالر کے مقابلے میں روپے کی قدر میں 1.9 فیصد کمی معمولی کمی ہوئی اور یہ 283.3 تک پہنچ گئی۔

مالی سال 2025ء کے دوران ہیڈ لائن (مجموعی) افراط زر، جس کی ترجمانی 'سی پی آئی' سے ہوتی ہے، کا اوسط 4.6 فیصد تھا، جس کے بالمقابل گزشتہ سال کی مماثل مدت میں 23.9 فیصد تھا۔ اس خطیر کمی کا سبب گزشتہ ایک سال کے دوران روپے کی قدر میں استحکام تھا، جس کی بدولت ایشیائی خورد و نوش اور توانائی کی قیمتیں مستحکم رہیں۔ مزید برآں، گندم کی قیمتوں اور base کے اثر میں بڑی کمی کے نتیجے میں افراط زر میں مزید کمی ہوئی۔

مالی سال 2025ء میں پاکستان کی پراویٹل جی ڈی پی (مجموعی ملکی پیداوار) 2.7 فیصد تھی، اور زراعت، صنعت اور خدمات کے شعبوں میں بالترتیب 0.6 فیصد، 4.8 فیصد اور 2.9 فیصد اضافہ ہوا۔ زراعت کے شعبے کی ترقی توقع سے کم تھی جس کی وجہ بلند

REPORT OF THE FUND MANAGER FOR THE YEAR ENDED JUNE 30, 2025

Fund Type and Category

MCB Investment Savings Plan I an Aggressive Fixed Income Scheme.

Fund Benchmark

90% twelve (12) months KIBOR + 10% twelve (12) months average of the highest rates on savings account of three (3) AA rated scheduled banks as selected by MUFAP.

Investment Objective

The Objective of MCB Investment Savings Plan 1 (MCB ISPI) is to deliver return from aggressive investment strategy in debt and fixed income market.

Manager's Review

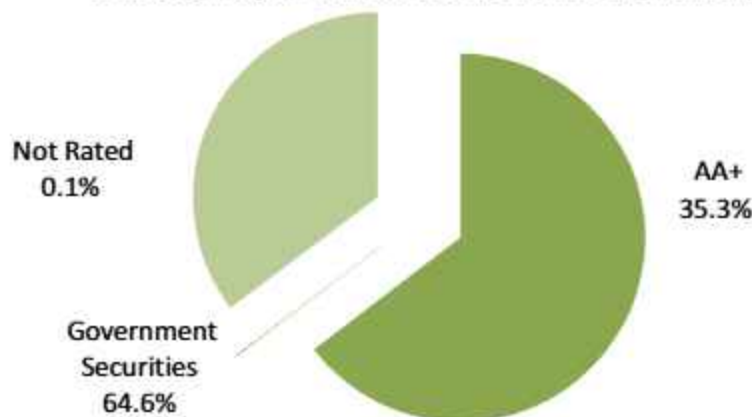
The fund was launched on 05th of August 2024. The fund posted an Annualized return of 18.51% during the period under review against the benchmark return of 13.26%. Exposure in T-Bills was 64.6% and 35.3% in cash.

The Net Assets of the Fund as at June 30, 2025 stood at Rs. 15,434 million and the Net Asset Value (NAV) per unit was Rs. 100.2511.

Asset Allocation as on June 30, 2025 (% of total assets)

Asset Allocation (%age of Total Assets)	Jun-25
Cash	35.3%
PIB	0.0%
T-Bills	64.6%
Others including receivables	0.1%

Asset Quality as on June 30, 2025 (% of total assets)



Saad Ahmed
Fund Manager

TRUSTEE REPORT TO THE UNIT HOLDERS

CENTRAL DEPOSITORY COMPANY OF PAKISTAN LIMITED

Head Office:

CDC House, 99-B, Block 'B'
S.M.C.H.S., Main Shakra-e-Faisal
Karachi - 74400, Pakistan.
Tel : (92-21) 111-111-500
Fax: (92-21) 34326021 - 23
URL: www.cdcpakistan.com
Email: info@cdcpak.com



TRUSTEE REPORT TO THE UNIT HOLDERS

MCB INVESTMENT SAVINGS FUND

Report of the Trustee pursuant to Regulation 41(h) of the Non-Banking Finance Companies and Notified Entities Regulations, 2008

We Central Depository Company of Pakistan Limited, being the Trustee of MCB Investment Savings Fund (the Fund) are of the opinion that MCB Investment Management Limited being the Management Company of the Fund has in all material respects managed the Fund during the period from August 05, 2024 to June 30, 2025 in accordance with the provisions of the following:

- (i) Limitations imposed on the investment powers of the Management Company under the constitutive documents of the Fund;
- (ii) The pricing, issuance and redemption of units are carried out in accordance with the requirements of the constitutive documents of the Fund;
- (iii) The management fee, fee payable to Commission and other expenses paid from the Fund during the period are in accordance with the applicable regulatory framework; and
- (iv) The Non-Banking Finance Companies (Establishment and Regulations) Rules, 2003, the Non-Banking Finance Companies and Notified Entities Regulations, 2008 and the constitutive documents of the Fund.

Badiuddin Akber
Chief Executive Officer
Central Depository Company of Pakistan Limited

Karachi: September 09, 2025



INDEPENDENT AUDITOR'S REPORT TO THE UNIT HOLDERS



Yousuf Adil
Chartered Accountants

Cavish Court, A-35, Block 7 & 8
KCHSU, Shahrah-e-Faisal
Karachi-75350
Pakistan

Tel: +92 (0) 21 3454 6494-7
www.yousufadil.com

INDEPENDENT AUDITOR'S REPORT To The Unit Holders of MCB Investment Savings Plan

Report on the Audit of the Financial Statements

Opinion

We have audited the financial statements of **MCB Investment Savings Plan** (the Fund), which comprise the statement of assets and liabilities as at June 30, 2025, and the income statement, statement of comprehensive income, statement of movement in unit holders' fund and statement of cash flows for the period from August 05, 2024 to June 30, 2025 (the period) and notes comprising material accounting policy information and other explanatory information.

In our opinion, the accompanying financial statements give a true and fair view of the financial position of the Fund as at June 30, 2025, and of its financial performance and its cash flows for the period then ended in accordance with accounting and reporting standards as applicable in Pakistan.

Basis for Opinion

We conducted our audit in accordance with International Standards on Auditing (ISAs) as applicable in Pakistan. Our responsibilities under those standards are further described in the Auditor's Responsibilities for the Audit of the Financial Statements section of our report. We are independent of the Fund and MCB Investment Management Limited (the Management Company) in accordance with the International Ethics Standards Board for Accountants' Code of Ethics for Professional Accountants as adopted by the Institute of Chartered Accountants of Pakistan (the Code), and we have fulfilled our other ethical responsibilities in accordance with the IESBA Code. We believe that the audit evidence we have obtained is sufficient and appropriate to provide a basis for our opinion.

Information Other than the Financial Statements and Auditor's Report Thereon

Management Company is responsible for the other information. The other information comprises the information included in the annual report, but does not include the financial statements and our auditor's report thereon.

Our opinion on the financial statements does not cover the other information and we do not express any form of assurance conclusion thereon.

In connection with our audit of the financial statements, our responsibility is to read the other information and, in doing so, consider whether the other information is materially inconsistent with the financial statements or our knowledge obtained in the audit or otherwise appears to be materially misstated. If, based on the work we have performed, we conclude that there is a material misstatement of this other information, we are required to report that fact. We have nothing to report in this regard.

Responsibilities of Management Company and Board of Directors of the Management Company for the Financial Statements

Management Company is responsible for the preparation and fair presentation of the financial statements in accordance with accounting and reporting standards as applicable in Pakistan, and for such internal control as the Management Company determines is necessary to enable the preparation of financial statements that are free from material misstatement, whether due to fraud or error.

In preparing the financial statements, Management Company is responsible for assessing the Fund's ability to continue as a going concern, disclosing, as applicable, matters related to going concern and using the going concern basis of accounting unless Management Company either intends to liquidate the Fund or to cease operations, or has no realistic alternative but to do so.

Board of Directors of the Management Company are responsible for overseeing the Fund's financial reporting process.



ISO 27001 Certified Since 2017
Karachi/Islamabad/Lahore/Multan

INDEPENDENT AUDITOR'S REPORT TO THE UNIT HOLDERS



Yousuf Adil
Chartered Accountants

Auditor's Responsibilities for the Audit of the Financial Statements

Our objectives are to obtain reasonable assurance about whether the financial statements as a whole are free from material misstatement, whether due to fraud or error, and to issue an auditor's report that includes our opinion. Reasonable assurance is a high level of assurance, but is not a guarantee that an audit conducted in accordance with ISAs as applicable in Pakistan will always detect a material misstatement when it exists. Misstatements can arise from fraud or error and are considered material if, individually or in the aggregate, they could reasonably be expected to influence the economic decisions of users taken on the basis of these financial statements.

As part of an audit in accordance with ISAs as applicable in Pakistan, we exercise professional judgment and maintain professional skepticism throughout the audit. We also:

- Identify and assess the risks of material misstatement of the financial statements, whether due to fraud or error, design and perform audit procedures responsive to those risks, and obtain audit evidence that is sufficient and appropriate to provide a basis for our opinion. The risk of not detecting a material misstatement resulting from fraud is higher than for one resulting from error, as fraud may involve collusion, forgery, intentional omissions, misrepresentations, or the override of internal control.
- Obtain an understanding of internal control relevant to the audit in order to design audit procedures that are appropriate in the circumstances, but not for the purpose of expressing an opinion on the effectiveness of the Management Company's internal control.
- Evaluate the appropriateness of accounting policies used and the reasonableness of accounting estimates and related disclosures made by the Management Company.
- Conclude on the appropriateness of Management Company's use of the going concern basis of accounting and, based on the audit evidence obtained, whether a material uncertainty exists related to events or conditions that may cast significant doubt on the Fund's ability to continue as a going concern. If we conclude that a material uncertainty exists, we are required to draw attention in our auditor's report to the related disclosures in the financial statements or, if such disclosures are inadequate, to modify our opinion. Our conclusions are based on the audit evidence obtained up to the date of our auditor's report. However, future events or conditions may cause the Fund to cease to continue as a going concern.
- Evaluate the overall presentation, structure and content of the financial statements, including the disclosures, and whether the financial statements represent the underlying transactions and events in a manner that achieves fair presentation.

We communicate with Board of Directors of the Management Company regarding, among other matters, the planned scope and timing of the audit and significant audit findings, including any significant deficiencies in internal control that we identify during our audit.

Report on Other Legal and Regulatory Requirements

In our opinion, the financial statements have been prepared in accordance with the relevant provisions of the Non-Banking Finance Companies and Notified Entities Regulations, 2008.

The engagement partner on the audit resulting in this independent auditor's report is Hena Sadiq.


Chartered Accountants

Place: Karachi

Date: September 12, 2025

UDIN: AR202510057WYCSU4ZRA

ISO 27001 Certified Since 2017
Karachi | Islamabad | Lahore | Multan

**STATEMENT OF ASSETS AND LIABILITIES
AS AT JUNE 30, 2025**

	Note	MCB ISF Plan I June 30, 2025 (Rupees in '000)
ASSETS		
Bank balances	4	5,474,535
Investments	5	10,021,333
Profit receivable on bank deposits		26,281
Advances, prepayments and other receivables	6	230
Total assets		15,522,379
LIABILITIES		
Payable to MCB Investment Management Limited - Management Company	7	14,329
Payable to Central Depository Company of Pakistan Limited - Trustee	8	219
Payable to Securities and Exchange Commission of Pakistan	9	895
Accrued expenses and other liabilities	10	73,423
Total liabilities		88,866
NET ASSETS		15,433,513
UNIT HOLDERS' FUND (AS PER STATEMENT ATTACHED)		15,433,513
CONTINGENCIES AND COMMITMENTS		
	11	
		Number of units
NUMBER OF UNITS IN ISSUE		153,948,603
		Rupees
NET ASSETS VALUE PER UNIT	3.7	100.2511

The annexed notes 1 to 25 form an integral part of these financial statements.

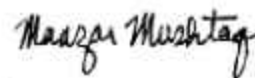
For MCB Investment Management Limited
(Management Company)



Chief Executive Officer



Chief Financial Officer



Director

INCOME STATEMENT
FOR THE PERIOD FROM AUGUST 05, 2024 TO JUNE 30, 2025

MCB ISF Plan I
For the period
from August 05,
2024 to June 30,
2025

Note (Rupees in '000)

INCOME

Income from government securities		529,667
Profit on bank deposits		40,798
Capital loss on sale of investment - net		(2,937)
Unrealised loss on re-measurement of investments at fair value through profit or loss - net	5.4	(161)
Total income		567,367

EXPENSES

Remuneration of MCB Investment Management Limited - Management Company	7.1	46,309
Sindh Sales Tax on remuneration of Management Company	7.2	6,946
Allocated expenses	7.3	162
Sindh Sales Tax on allocated expenses		22
Remuneration of Central Depository Company of Pakistan Limited - Trustee	8.1	3,674
Sindh Sales Tax on remuneration of the Trustee	8.2	551
Securities and Exchange Commission of Pakistan fee	9	3,674
Auditors' remuneration	12	793
Legal and professional charges		137
Printing and related costs		14
Brokerage expense		146
Fees and subscriptions		158
Bank charges		565
Total operating expenses		63,151
Net income for the period before taxation		504,216
Taxation	15.	-
Net income for the period after taxation		504,216
Allocation of net income for the period		
Net income for the period after taxation		504,216
Income already paid on units redeemed		(327,572)
		176,644
Accounting income available for distribution		
Relating to capital gains		-
Excluding capital gains		176,644
		176,644
Earnings per unit	3.10	

The annexed notes 1 to 25 form an integral part of these financial statements.

For MCB Investment Management Limited
(Management Company)



Chief Executive Officer



Chief Financial Officer



Director

**STATEMENT OF OTHER COMPREHENSIVE INCOME
FOR THE PERIOD FROM AUGUST 05, 2024 TO JUNE 30, 2025**

MCB ISF Plan I

**For the period
from August 05,
2024 to June 30,
2025**

(Rupees in '000)

Net income for the period after taxation	504,216
Other comprehensive income	-
Total comprehensive income for the period	504,216

The annexed notes 1 to 25 form an integral part of these financial statements.

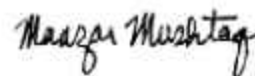
For MCB Investment Management Limited
(Management Company)



Chief Executive Officer



Chief Financial Officer



Director

CASH FLOW STATEMENT
FOR THE PERIOD FROM AUGUST 05, 2024 TO JUNE 30, 2025

MCB ISF Plan I
For the period
from August 05,
2024 to June 30,
2025
(Rupees in '000)

CASH FLOWS FROM OPERATING ACTIVITIES

Net income for the period before taxation 504,216

Adjustments for:

Unrealised loss on re-measurement of investments
at fair value through profit or loss - net 161

504,377

Increase in assets

Investments - net	(9,531,159)
Profit receivable on bank deposits	(26,281)
Advances, prepayments and other receivables	(230)
	(9,557,670)

Increase in liabilities

Payable to Management Company	14,329
Payable to Trustee	219
Payable to Securities and Exchange Commission of Pakistan	895
Accrued expenses and other liabilities	73,423
	88,866

Net cash used in operating activities (8,964,427)

CASH FLOWS FROM FINANCING ACTIVITIES

Amount received against issuance of units	35,774,639
Amount paid against redemption of units	(20,526,971)
Distributions made during the period	(318,371)
Net cash generated from financing activities	14,929,297

Net increase in cash and cash equivalents during the period **5,964,870**

Cash and cash equivalents at the end of the period **5,964,870**

14

The annexed notes 1 to 25 form an integral part of these financial statements.


For MCB Investment Management Limited
(Management Company)



Chief Executive Officer



Chief Financial Officer



Director

NOTES TO AND FORMING PART OF THE FINANCIAL STATEMENTS FOR THE PERIOD FROM AUGUST 05, 2024 TO JUNE 30, 2025

1. LEGAL STATUS AND NATURE OF BUSINESS

- 1.1 MCB Investments Savings Fund (the Fund / the Scheme / the Trust / the Unit Trust / MCBISF) has been established through the Trust Deed (the Deed) dated January 25, 2024 under the Sindh Act, 2020 entered into and between MCB Investment Management Limited, (the Management Company) and Central Depository Company of Pakistan Limited, (the Trustee) and is authorised under the Non-Banking Finance Companies (Establishment and Regulation) Rules, 2003 (the "Rules") and Non-Banking Finance Companies and Notified Entities Regulations, 2008 (the Regulations). The Securities and Exchange Commission of Pakistan (SECP) has authorised to offer units of plans under the umbrella of MCB Investments Savings Fund (MCBISF) and has registered MCBISF as a notified entity under the Regulations vide letter No SCD/AMCW/MCBISF/2023/406/MF-NE-156 dated February 02, 2024. SECP has approved this Offering Document under the Regulations vide its Letter no. SCD/AMCW/MCBGSF/2023/459 dated April 08, 2024.
- 1.2 Management Company of the Fund has been licensed to act as an Asset Management Company under the (the Rules) through a certificate of registration issued by the SECP. The registered office of the Management Company is situated at 2nd Floor, Adamjee House, I.I. Chundrigar Road, Karachi, Pakistan.
- 1.3 The Fund is an open-end aggressive fixed income scheme categorised as a "Income Scheme". The Management Company has launched MCB Investment Savings Plan I under MCB Investment Savings Fund on August 05, 2024 i.e. IPO date of the Plan. The units of the Fund are transferable and can also be redeemed by surrendering to the Fund.
- 1.4 The objective of the Fund is to pursue maximum return through an aggressive investment approach, focusing primarily on the fixed income market which includes government securities and debt instruments.
- 1.5 The Pakistan Credit Rating Agency Limited (PACRA) has maintained asset manager rating of AM1 dated October 04, 2024 to the Management Company and no rating is available yet as the Fund is newly launched.
- 1.6 Title to the assets of the Fund is held in the name of the Central Depository Company of Pakistan Limited as the Trustee of the Fund.

2. BASIS OF PREPARATION

2.1 Statement of compliance

These financial statements have been prepared in accordance with the accounting and reporting standards as applicable in Pakistan. The accounting and reporting standards applicable in Pakistan comprise of:

- International Financial Reporting Standards (IFRS Standards) issued by the International Accounting Standards Board (IASB) as notified under the Companies Act, 2017;
- Provisions of and directives issued under the Companies Act, 2017, along with Part VIII A of the repealed Companies Ordinance, 1984; and
- the Non-Banking Finance Companies (Establishment and Regulation) Rules, 2003 (the NBFC Rules), the Non-Banking Finance Companies and Notified Entities Regulations, 2008 (the NBFC Regulations) and the requirements of the Trust Deed.

Where provisions of and directives issued under the Companies Act, 2017, Part VIII A of the repealed Companies Ordinance 1984, the NBFC Rules, the NBFC Regulations and the requirements of the Trust Deed differ from the IFRS Standards, the provisions of and directives issued under the Companies Act, 2017, Part VIII A of the repealed Companies Ordinance 1984, the NBFC Rules, the NBFC Regulations and the requirements of the Trust Deed have been followed.

There are no prior period amounts of the statement of asset and liabilities, income statement, statement of comprehensive income, statement of movement in unit holders' fund and the statement of cash flows as the first plan of the Fund was launched on August 05, 2024.

NOTES TO AND FORMING PART OF THE FINANCIAL STATEMENTS FOR THE PERIOD FROM AUGUST 05, 2024 TO JUNE 30, 2025

2.2 Standard and amendments to IFRS that are not yet effective

The following standards and amendments are effective for accounting periods, beginning on or after the date mentioned against each of them. These amendments are either not relevant to the Fund's operations or are not expected to have significant impact on the Fund's financial statements other than certain additional disclosures.

	Effective from accounting period beginning on or after:
- Amendments to IAS 21 'The Effects of Changes in Foreign Exchange Rates' - Clarification on how entity accounts when there is long term lack of Exchangeability	January 01, 2025
- IFRS 17 – Insurance Contracts (including the June 2020 and December 2021 Amendments to IFRS 17)	January 01, 2026
- Amendments IFRS 9 'Financial Instruments' and IFRS 7 'Financial instruments disclosures' - Classification and measurement of financial instruments	January 01, 2026
- Amendments to IFRS 9 'Financial Instruments' and IFRS 7 'Financial instruments disclosures' - Contracts Referencing Nature-dependent Electricity	January 01, 2026
- Annual Improvements to IFRS Accounting Standards (related to IFRS 1, IFRS 7, IFRS 9, IFRS 10 and IAS 7)	January 01, 2026

Other than the aforesaid amendments, IASB has also issued the following standards which have not been adopted locally by the Securities and Exchange Commission of Pakistan:

- IFRS 1 – First Time Adoption of International Financial Reporting Standards
- IFRS 18 – Presentation and Disclosures in Financial Statements
- IFRS 19 – Subsidiaries without Public Accountability: Disclosures

2.3 Critical accounting estimates and judgements

The preparation of the financial statements in conformity with the accounting and reporting standards as applicable in Pakistan requires the management to make estimates, judgements and assumptions that affect the reported amounts of assets and liabilities, income and expenses. It also requires the management to exercise judgment in the application of its accounting policies. The estimates, judgments and associated assumptions are based on historical experience and various other factors that are believed to be reasonable under the circumstances. These estimates and underlying assumptions are reviewed on an ongoing basis.

The areas involving a degree of judgment or complexity, or areas where estimates and assumptions are significant to the financial statements are as follows:

- Classification and valuation of financial assets (notes 3.1.1.1 and 5)
- Impairment of financial assets (note 3.1.1.3)
- Taxation (notes 3.4 and 15)
- Classification and measurement of financial liabilities (note 3.1.2.1)
- Contingencies and commitments (note 11)
- Provisions (note 3.3)

Revisions to accounting estimates are recognised in the period in which the estimate is revised if the revision affects only that period, or in the period of revision and future years if the revision affects both current and future period.

2.4 Basis of measurement

These financial statements have been prepared under the historical cost convention, except for investments which are stated at fair value.

NOTES TO AND FORMING PART OF THE FINANCIAL STATEMENTS FOR THE PERIOD FROM AUGUST 05, 2024 TO JUNE 30, 2025

2.5 Functional and presentation currency

Items included in these financial statements are measured using the currency of the primary economic environment in which the Fund operates. These financial statements are presented in Pakistan Rupees which is the Fund's functional and presentation currency. Amounts presented in the financial statements have been rounded off to the nearest thousand rupees, unless otherwise stated.

3. MATERIAL ACCOUNTING POLICY INFORMATION

The accounting policies set out below have been applied consistently to all periods in these financial statements.

3.1 Financial instruments

A financial instrument is any contract that gives rise to a financial asset of one entity and a financial liability or equity instrument of another entity. Financial assets and financial liabilities are recognised in the Fund's statement of assets and liabilities when the Fund becomes a party to the contractual provisions of the instrument.

Financial assets and financial liabilities are initially measured at fair value. Transaction costs that are directly attributable to the acquisition or issue of financial assets and financial liabilities (other than financial assets and financial liabilities at fair value through profit or loss) are added to or deducted from the fair value of the financial assets or financial liabilities, as appropriate, on initial recognition. Transaction costs directly attributable to the acquisition of financial assets or financial liabilities at fair value through profit or loss are recognised immediately in the income statement.

3.1.1 Financial assets

All regular way purchases or sales of financial assets are recognised and derecognised on a trade date basis. Regular way purchases or sales are purchases or sales of financial assets that require delivery of assets within the time frame established by regulation or convention in the marketplace.

3.1.1.1 Classification and measurement of financial assets

The classification of financial assets at initial recognition depends on the financial asset's contractual cash flow characteristics and the entity's business model for managing them.

All recognised financial assets are measured subsequently in their entirety at either amortised cost or fair value, depending on the classification of the financial assets. For purposes of subsequent measurement, financial assets are classified in following categories:

Financial assets at amortised cost (debt instruments)

Financial assets at amortised cost are subsequently measured using the effective interest rate (EIR) method and are subject to impairment. Gains and losses are recognised in the income statement when the asset is derecognised, modified or impaired.

Financial assets at fair value through other comprehensive income (debt instruments)

For debt instruments at fair value through other comprehensive income (FVOCI), profit income, foreign exchange revaluation and impairment losses or reversals are recognised in the income statement and computed in the same manner as for financial assets measured at amortised cost. The remaining fair value changes are recognised in OCI. Upon derecognition, the cumulative fair value change recognised in OCI is reclassified to the income statement.

Financial assets at fair value through profit or loss (debt instruments)

Debt instruments that do not meet the amortised cost criteria or the FVOCI criteria are classified as at fair value through profit or loss (FVTPL). In addition, debt instruments that meet either the amortised cost criteria or FVOCI criteria may be designated as at FVTPL upon initial recognition if such designation eliminates or significantly reduces a measurement or recognition inconsistency (so called 'accounting mismatch') that would arise from measuring assets or liabilities or recognising the gains and losses on them on different bases.

NOTES TO AND FORMING PART OF THE FINANCIAL STATEMENTS FOR THE PERIOD FROM AUGUST 05, 2024 TO JUNE 30, 2025

3.1.1.2 Fair value measurement principles

The fair value of financial instruments is determined as follows:

Basis of valuation of government securities:

The government securities not listed on a stock exchange and traded in the interbank market are valued at the average rates quoted on a widely used electronic quotation system (PKRV / PKFRV) which are based on the remaining tenure of the securities. Moreover, listed government securities traded on Pakistan Stock Exchange are valued at revaluation rates disseminated by Pakistan Stock Exchange (PSX).

Basis of valuation of debt securities:

The fair value of debt securities (other than government securities) is based on the value determined and announced by Mutual Funds association of Pakistan (MUFAP) in accordance with the criteria laid down in Circular No. 1 of 2009 and Circular No. 33 of 2012 issued by Securities and Exchange Commission of Pakistan (SECP). In the determination of the rates, MUFAP takes into account the holding pattern of these securities and categorises them as traded, thinly traded and non-traded securities. The aforementioned circular also specifies the valuation process to be followed for each category as well as the criteria for the provisioning of non-performing debt securities.

The Fund applies discretion on the effective yield as per the allowable limits in the above mentioned Circulars after taking into account aspects such as Liquidity Risk, Sector Specific Risk and Issuer Class Risk.

The allowable limits for rated securities for duration upto 2 years is +200/-100 bps and over 2 years is +150/-50 bps. For unrated securities the allowable limits +50 bps.

3.1.1.3 Impairment of financial assets

The Management Company assesses at each reporting date whether there is objective evidence that the Fund's financial assets or a group of financial assets are impaired. If any such indication exists, the recoverable amount of such assets is estimated. An impairment loss is recognised whenever the carrying value of an asset exceeds its recoverable amount.

The SECP / Commission has through its letter no. SCD/AMCW/RS/MUFAP/2017-148 dated November 21, 2017 has deferred the applicability of the impairment requirements of IFRS 9 for debt securities on mutual funds. Therefore, the Fund will not be subject to the impairment provisions of IFRS 9.

For financial assets other than debt securities measured at amortised cost, IFRS 9 requires recognition of impairment based on expected credit loss (ECL) model. Under IFRS 9, the Fund is required to measure loss allowance equal to an amount equal to lifetime ECL or 12 months ECL based on credit risk.

When determining whether the credit risk of a financial asset has increased significantly since initial recognition and when estimating ECLs, the Fund considers reasonable and supportable information that is relevant and available without undue cost or effort. This includes both quantitative and qualitative information and analysis, based on the Fund's historical experience and informed credit assessment and including forward-looking information.

However, majority of the assets of the Fund exposed to credit risk pertain to counter parties which have high credit rating or where credit risk has not been increased since initial recognition. Therefore, management believes that the impact of ECL would be very minimal and hence, the same has not been accounted for in these financial statements.

3.1.1.4 Derecognition

A financial asset (or, where applicable, a part of a financial asset or part of a group of similar financial assets) is primarily derecognised (i.e., removed from the Fund's statement of assets and liabilities) when:

- the rights to receive cash flows from the asset have expired; or
- the Fund has transferred its rights to receive cash flows from the asset and substantially all the risks and rewards of the asset;

NOTES TO AND FORMING PART OF THE FINANCIAL STATEMENTS FOR THE PERIOD FROM AUGUST 05, 2024 TO JUNE 30, 2025

3.1.2 Financial liabilities

3.1.2.1 Classification and measurement of financial liabilities

All financial liabilities are measured subsequently at amortised cost using the effective interest rate method or at fair value through profit or loss.

Financial liabilities are measured at amortised cost, unless they are required to be measured at fair value through profit or loss (such as instruments held for trading or derivatives) or the Fund has opted to measure them at fair value through profit or loss.

3.1.2.2 Derecognition

A financial liability is derecognised when the obligation under the liability is discharged or cancelled or expires. When an existing financial liability is replaced by another from the same lender on substantially different terms, or the terms of an existing liability are substantially modified, such an exchange or modification is treated as the derecognition of the original liability and the recognition of a new liability. The difference in the respective carrying amounts is recognised in the income statement.

3.1.3 Offsetting of financial instruments

Financial assets and financial liabilities are offset and the net amount is reported in the statement of assets and liabilities if there is a currently enforceable legal right to offset the recognised amounts and there is an intention to settle on a net basis, to realise the assets and settle the liabilities simultaneously.

3.2 Cash and cash equivalents

Cash and cash equivalents comprise of bank balances and short term highly liquid investments with original maturity of three months or less which are readily convertible to known amounts of cash, are subject to an insignificant risk of changes in value.

3.3 Provisions

Provisions are recognised when the Fund has a present, legal or constructive, obligation as a result of past events, it is probable that an outflow of resources embodying economic benefits will be required to settle the obligation and a reliable estimate of the amount of the obligation can be made. Provisions, if any, are regularly reviewed and adjusted to reflect the current best estimate.

3.4 Taxation

The income of the Fund is exempt from income tax under Clause 99 of Part I of the Second Schedule to the Income Tax Ordinance, 2001 subject to the condition that not less than ninety percent of its accounting income for the year, as reduced by accumulated losses and capital gains, whether realised or unrealised, is distributed to the unit holders as cash dividend.

The Fund is also exempt from the provisions of Section 113 (minimum tax) under clause 11A of Part IV of the Second Schedule to the Income Tax Ordinance, 2001.

3.5 Dividend distribution and appropriations

Dividend distributions and appropriations are recorded in the period in which these are approved by the Board of Directors of the Management Company. Based on the Mutual Funds Association of Pakistan's (MUFAP) guidelines duly consented by the SECP, distribution for the year also includes portion of income already paid on units redeemed during the year.

Regulation 63 of the NBFC Regulations requires the Fund to distribute 90% of the net accounting income other than capital gains to the unit holders.

Distributions declared subsequent to the year end / reporting date are considered as non-adjusting events and are recognised in the financial statements of the period in which such distributions are declared and approved by the Board of Directors of the Management Company.

NOTES TO AND FORMING PART OF THE FINANCIAL STATEMENTS FOR THE PERIOD FROM AUGUST 05, 2024 TO JUNE 30, 2025

3.6 Issue and redemption of units

Units issued are recorded at the offer price, determined by the Management Company for the applications received during business hours on that date. The offer price represents the net asset value per unit as of the close of the business day plus the allowable sales load and any provision for duties and charges, if applicable. The sales load is payable to investment facilitators, distributors and the Management Company.

Units redeemed are recorded at the redemption price, applicable to units for which the received redemption applications during business hours of that day. The redemption price represents the net asset value per unit as of the close of the business day less any back-end load, any duties, taxes, and charges on redemption, if applicable.

Element of income represents the difference between net assets value per unit on the issuance or redemption date, as the case may be, of units and the net assets value per unit at the beginning of the relevant accounting period. Further, the element of income is a transaction of capital nature and the receipt and payment of element of income is taken to unit holders' fund. However, to maintain the same ex-dividend net asset value of all units outstanding on the accounting date, net element of income contributed on issue of units lying in unit holders fund is refunded on units in the same proportion as dividend bears to accounting income available for distribution.

3.7 Net asset value per unit

The Net Asset Value (NAV) per unit as disclosed in the statement of assets and liabilities is calculated by dividing the net assets of the Fund by the number of units in issue at the year end.

3.8 Revenue recognition

- Gain or loss on sale of investment is accounted for in the income statement in the period in which it arises.
- Unrealised gain / loss arising on re-measurement of investments 'at fair value through profit or loss' is included in the income statement in the period in which it arises.
- Income / profit from investments in government securities is recognised on a time proportionate basis using effective interest rate method.
- Profit on bank balances is recognised on a time proportionate basis using bank's approved rates.

3.9 Expenses

All expenses chargeable to the Fund including remuneration of the Management Company, Trustee fee and SECP fee are recognised in the income statement on an accrual basis.

3.10 Earnings per unit

Earnings per unit (EPU) has not been disclosed as in the opinion of the management, determination of weighted average units for calculating EPU is not practicable.

			MCB ISF Plan I June 30, 2025 (Rupees in '000)
4.	BANK BALANCES	Note	
	In savings accounts	4.1	5,474,535
4.1	These carry profit at the rate of 8.5% per annum and includes balances with related parties of Rs. 0.008 million held with MCB Islamic Bank and Rs. 0.110 million held with MCB Bank Limited.		
5.	INVESTMENTS	Note	MCB ISF Plan I June 30, 2025 (Rupees in '000)
	Financial assets 'at fair value through profit or loss' - net		
	Pakistan Investments Bonds - FRB	5.1	-
	Pakistan Investments Bonds	5.2	-
	Market Treasury Bills	5.3	10,021,333
			10,021,333

**NOTES TO AND FORMING PART OF THE FINANCIAL STATEMENTS
FOR THE PERIOD FROM AUGUST 05, 2024 TO JUNE 30, 2025**

5.1 Pakistan Investment Bond - FRB

Tenure	Issue Date	Face value			As at June 30, 2025			Market value as a percentage of net assets	Market value as a percentage of total investments
		As at August 05, 2024	Purchased during the period	Sold during the period	As at June 30, 2025	Carrying value	Market value		
Pakistan Investment Bond - FRB - 2 years	September 21, 2023	-	8,391,800	8,391,800	-	-	-	-	
Pakistan Investment Bond - FRB - 5 years	June 27, 2024	-	508,000	508,000	-	-	-	-	
Pakistan Investment Bond - FRB - 5 years	September 05, 2024	-	508,000	508,000	-	-	-	-	
Pakistan Investment Bond - FRB - 5 years	October 03, 2024	-	1,008,000	1,008,000	-	-	-	-	
Pakistan Investment Bond - FRB - 10 years	October 03, 2024	-	4,000,000	4,000,000	-	-	-	-	
As at June 30, 2025									

5.2 Pakistan Investment Bond

Tenure	Issue Date	Face value			As at June 30, 2025			Market value as a percentage of net assets	Market value as a percentage of total investments
		As at August 05, 2024	Purchased during the period	Sold during the period	As at June 30, 2025	Carrying value	Market value		
Pakistan Investment Bond - 2 years	September 20, 2024	-	8,000	8,000	-	-	-	-	
Pakistan Investment Bond - 3 years	July 04, 2023	-	16,000	16,000	-	-	-	-	
Pakistan Investment Bond - 3 years	February 15, 2024	-	8,000	8,000	-	-	-	-	
Pakistan Investment Bond - 3 years	September 20, 2024	-	8,000	8,000	-	-	-	-	
Pakistan Investment Bond - 5 years	January 17, 2024	-	32,000	32,000	-	-	-	-	
Pakistan Investment Bond - 5 years	September 20, 2024	-	8,000	8,000	-	-	-	-	
As at June 30, 2025									

5.3 Market Treasury Bills

Tenure	Issue Date	Face value			As at June 30, 2025			Market value as a percentage of net assets	Market value as a percentage of total investments
		As at August 05, 2024	Purchased during the period	Sold / matured during the period	As at June 30, 2025	Carrying value	Market value		
Treasury bills - 1 months	April 03, 2025	-	10,710,000	10,710,000	-	-	-	-	
Treasury bills - 1 months	April 17, 2025	-	289,814,000	289,814,000	-	-	-	-	
Treasury bills - 1 months	May 15, 2025	-	225,070,000	225,070,000	-	-	-	-	
Treasury bills - 1 months	June 12, 2025	-	74,060,000	74,060,000	-	-	-	-	
Treasury bills - 3 months	August 08, 2024	-	10,000	10,000	-	-	-	-	
Treasury bills - 3 months	October 31, 2024	-	900,000	900,000	-	-	-	-	
Treasury bills - 3 months	November 26, 2024	-	500,000	500,000	-	-	-	-	
Treasury bills - 3 months	December 12, 2024	-	500,000	500,000	-	-	-	-	

**NOTES TO AND FORMING PART OF THE FINANCIAL STATEMENTS
FOR THE PERIOD FROM AUGUST 05, 2024 TO JUNE 30, 2025**

Tenure	Issue Date	Face value			As at June 30, 2025		Market value as a percentage of net assets	Market value as a percentage of total investments		
		As at August 05, 2024	Purchased during the period	Sold / matured during the period	Carrying value	Market value				
Treasury bills - 3 months	December 26, 2024	-	600,000	600,000	-	-	-	-		
Treasury bills - 3 months	January 09, 2025	-	250,000	250,000	-	-	-	-		
Treasury bills - 3 months	January 23, 2025	-	250,000	250,000	-	-	-	-		
Treasury bills - 3 months	February 20, 2025	-	1,336,000	1,336,000	-	-	-	-		
Treasury bills - 3 months	March 06, 2025	-	12,030,000	12,030,000	-	-	-	-		
Treasury bills - 3 months	May 15, 2025	-	500,000	500,000	-	-	-	-		
Treasury bills - 3 months	May 29, 2025	-	500,000	500,000	-	-	-	-		
Treasury bills - 3 months*	June 12, 2025	-	1,000,000	500,000	500,000	480,336	480,335	(1)	3.18	4.89
Treasury bills - 6 months	July 11, 2024	-	200,000	200,000	-	-	-	-	-	
Treasury bills - 6 months	August 08, 2024	-	10,000	10,000	-	-	-	-	-	
Treasury bills - 6 months	September 05, 2024	-	230,000	230,000	-	-	-	-	-	
Treasury bills - 6 months	October 31, 2024	-	4,760,000	4,760,000	-	-	-	-	-	
Treasury bills - 6 months	November 14, 2024	-	3,911,715	3,911,715	-	-	-	-	-	
Treasury bills - 6 months	December 12, 2024	-	500,000	500,000	-	-	-	-	-	
Treasury bills - 6 months	January 09, 2025	-	250,000	250,000	-	-	-	-	-	
Treasury bills - 6 months	January 23, 2025	-	250,000	250,000	-	-	-	-	-	
Treasury bills - 6 months*	March 06, 2025	-	993,000	993,000	993,000	973,809	973,806	(3)	6.31	9.72
Treasury bills - 6 months	May 15, 2025	-	500,000	500,000	-	-	-	-	-	
Treasury bills - 6 months	May 29, 2025	-	500,000	500,000	-	-	-	-	-	
Treasury bills - 6 months	June 12, 2025	-	1,000,000	1,000,000	-	-	-	-	-	
Treasury bills - 12 months	November 02, 2023	-	1,750,000	1,750,000	-	-	-	-	-	
Treasury bills - 12 months	March 07, 2024	-	150,000	150,000	-	-	-	-	-	
Treasury bills - 12 months	April 04, 2024	-	100,000	100,000	-	-	-	-	-	
Treasury bills - 12 months	April 18, 2024	-	17,870,000	17,870,000	-	-	-	-	-	
Treasury bills - 12 months	June 13, 2024	-	1,540,000	1,540,000	-	-	-	-	-	
Treasury bills - 12 months	August 08, 2024	-	10,000	10,000	-	-	-	-	-	
Treasury bills - 12 months*	August 22, 2024	-	41,069,000	39,809,000	1,280,000	1,260,422	1,260,418	(4)	8.17	12.58
Treasury bills - 12 months*	September 05, 2024	-	15,834,410	10,278,410	5,656,000	5,448,621	5,448,602	(19)	35.30	54.37
Treasury bills - 12 months*	October 03, 2024	-	1,909,000	9,000	1,900,000	1,848,306	1,848,172	(134)	11.98	18.44
Treasury bills - 12 months	October 17, 2024	-	9,000	9,000	-	-	-	-	-	
Treasury bills - 12 months	October 31, 2024	-	16,600,000	16,600,000	-	-	-	-	-	
Treasury bills - 12 months	November 28, 2024	-	500,000	500,000	-	-	-	-	-	
Treasury bills - 12 months	December 12, 2024	-	500,000	500,000	-	-	-	-	-	
Treasury bills - 12 months	January 09, 2025	-	250,000	250,000	-	-	-	-	-	
Treasury bills - 12 months	January 23, 2025	-	250,000	250,000	-	-	-	-	-	
Treasury bills - 12 months	March 06, 2025	-	250,000	250,000	-	-	-	-	-	
Treasury bills - 12 months	May 15, 2025	-	500,000	500,000	-	-	-	-	-	
Treasury bills - 12 months	May 29, 2025	-	500,000	500,000	-	-	-	-	-	
Treasury bills - 12 months	June 12, 2025	-	500,000	500,000	-	-	-	-	-	
As at June 30, 2025					10,021,494	10,021,333	(161)			

* These carry effective yield at the rate ranging from 10.86% to 10.81%.

**NOTES TO AND FORMING PART OF THE FINANCIAL STATEMENTS
FOR THE PERIOD FROM AUGUST 05, 2024 TO JUNE 30, 2025**

		Note	MCB ISF Plan I June 30, 2025 (Rupees in '000)
5.4	Unrealised loss on re-measurement of investments at fair value through profit or loss - net		
	Market value of investment	5.1, 5.2 & 5.3	10,021,333
	Carrying value of investment	5.1, 5.2 & 5.3	10,021,494
			(161)
6.	ADVANCES, PREPAYMENTS AND OTHER RECEIVABLES		
	Receivable against collection account		160
	Prepayments		17
	Receivable from management company		21
	Advance Tax		32
			230
7.	PAYABLE TO MCB INVESTMENT MANAGEMENT LIMITED - MANAGEMENT COMPANY		
	Management remuneration payable	7.1	12,442
	Sindh Sales Tax payable on management remuneration	7.2	1,866
	Other payable to management company		21
			14,329
7.1	Management Company has charged management fee at the rate of upto, 2% of the average net assets of the scheme, calculated on a daily basis. The remuneration is paid to the Management Company on a monthly basis in arrears.		
7.2	Sindh Sales Tax on remuneration of the Management Company has been charged at the rate of 15%.		
7.3	Management Company has charged allocated expenses to the Fund to the extent as it has thought expedient on its discretion subject to not being higher than actual expenses.		
8.	PAYABLE TO CENTRAL DEPOSITORY COMPANY OF PAKISTAN LIMITED - TRUSTEE	Note	MCB ISF Plan I June 30, 2025 (Rupees in '000)
	Trustee remuneration payable	8.1	190
	Sindh Sales Tax payable on trustee remuneration	8.2	29
			219
8.1	The trustee remuneration shall consist of reimbursement of actual custodial expenses / charges plus Rs. 0.075% per annum of the net assets to be paid monthly in arrears.		
8.2	Sindh Sales Tax at 15% is charged on trustee fee.		
9.	PAYABLE TO THE SECURITIES AND EXCHANGE COMMISSION OF PAKISTAN		MCB ISF Plan I June 30, 2025 (Rupees in '000)
	Fee payable to the SECP		895
	The Fund has charged SECP Fee at the rate of 0.075% of the average daily net assets of the Fund which is payable on monthly basis in arrears.		

**NOTES TO AND FORMING PART OF THE FINANCIAL STATEMENTS
FOR THE PERIOD FROM AUGUST 05, 2024 TO JUNE 30, 2025**

		MCB ISF Plan I June 30, 2025 (Rupees in '000)
10.	ACCRUED EXPENSES AND OTHER LIABILITIES	
	Withholding tax payable	72,976
	Auditors' remuneration	345
	Brokerage payable	55
	Legal and professional	47
		73,423

11. CONTINGENCIES AND COMMITMENTS

There were no contingencies and commitments outstanding as at June 30, 2025.

		MCB ISF Plan I For the period from August 05, 2024 to June 30, 2025 (Rupees in '000)
12.	AUDITORS' REMUNERATION	
	Annual audit fee	235
	Half yearly review	150
	Income & other certifications	300
	Out of pocket expenses	50
		735
	Sindh Sales Tax	58
		793

13. TOTAL EXPENSE RATIO

The annualised expense ratio of the Fund from August 05, 2024 to June 30, 2025 is 1.29% which includes 0.23% representing government levies on the Fund such as sales taxes, fee of SECP, etc. The prescribed limit for the ratio is 2.5% (excluding government levies) under the NBFC Regulations for a Collective Investment Scheme categorised as a income scheme.

		MCB ISF Plan I June 30, 2025 (Rupees in '000)
14.	CASH AND CASH EQUIVALENTS	
	Bank balances	5,474,535
	Market Treasury Bills maturing within 3 months	490,335
		5,964,870

15. TAXATION

The Fund's income is exempt from income tax as per Clause (99) of Part I of the Second Schedule to the Income Tax Ordinance, 2001 subject to the condition that not less than 90% of the accounting income available for distribution for the year as reduced by capital gains and accumulated loss whether realised or unrealised is distributed amongst the unit holders by way of cash dividend. Furthermore, as per Regulation 63 of the Non-Banking Finance Companies and Notified Entities Regulation, 2008, the Fund is required to distribute 90% of the net accounting income available for distribution other than capital gains to the unit holders in cash.

The Fund is also exempt from the provision of Section 113 (minimum tax) under Clause 11A of Part IV of the Second Schedule to the Income Tax Ordinance, 2001. Since the management distributed the income available for distribution by the Fund to the unit holders in cash in the manner as explained above accordingly, no provision for taxation has been made in these financial statements.

NOTES TO AND FORMING PART OF THE FINANCIAL STATEMENTS FOR THE PERIOD FROM AUGUST 05, 2024 TO JUNE 30, 2025

16 TRANSACTIONS WITH RELATED PARTIES / CONNECTED PERSONS

Related parties / connected persons of the Fund include the Management Company, other collective investment schemes managed by the Management Company, MCB Bank Limited being the Holding Company of the Management Company, MCB Islamic Bank Limited (being 100% subsidiary of the Holding Company), the Trustee, directors, key management personnel and other associated undertakings and connected persons. Connected persons also include any person beneficially owing directly or indirectly 10% or more of the units in the issue / net assets of the Fund.

The transactions with connected persons are in the normal course of business, at contracted rates and at terms determined in accordance with market rates.

Remuneration of the Management Company and the Trustee is determined in accordance with the provisions of the Regulations, and the Trust Deed respectively.

The details of transactions carried out by the Fund with connected persons / related parties and balances with them at the period end are as follows:

	MCB ISF Plan I For the period from August 05 2024 to June 30, 2025 (Rupees in '000)
16.1 Details of transactions other than units of the Fund with related parties / connected persons during the period	
MCB Investment Management Limited - Management Company	
Remuneration (including indirect taxes)	53,255
Allocated expenses	184
Central Depository Company of Pakistan Limited - Trustee	
Remuneration (including indirect taxes)	4,225
	MCB ISF Plan I June 30, 2025 (Rupees in '000)
16.2 Details of balances with related parties / connected persons as at period end	
MCB Investment Management Limited - Management Company	
Management remuneration payable	12,442
Sindh Sales Tax payable on management remuneration	1,866
Other payable to management company	21
Central Depository Company of Pakistan Limited - Trustee	
Trustee remuneration payable	190
Sindh Sales Tax payable on trustee remuneration	29

16.3 Transactions during the period with connected persons / related parties in units of the Fund:

For the period from August 05, 2024 to June 30, 2025

As at August 05, 2024	Issued for cash	Redeemed	As at June 30, 2025	As at August 05, 2024	Issued for cash	Redeemed	As at June 30, 2025
Units				(Rupees in '000)			

Group / Associated companies

MCB Investment Management Limited	-	112,291	-	112,291	-	11,229	-	11,257
Pakgen Power Limited	-	100,855,785	46,755,197	54,100,588	-	10,749,300	5,436,404	5,423,642
Nishat Power Limited	-	82,347,773	38,174,155	44,173,618	-	8,777,558	4,438,654	4,428,453
Key management personnel	-	1,773,071	1,773,071	-	-	200,948	204,236	-
Unitholders holding 10% or more	-	94,279,815	43,707,611	50,572,204	-	10,047,636	5,057,636	5,069,918

**NOTES TO AND FORMING PART OF THE FINANCIAL STATEMENTS
FOR THE PERIOD FROM AUGUST 05, 2024 TO JUNE 30, 2025**

17. FAIR VALUE OF FINANCIAL INSTRUMENTS

IFRS 13 - 'Fair Value Measurement' establishes a single source of guidance under IFRS for all fair value measurements and disclosures about fair value measurement where such measurements are required as permitted by other IFRSs. It defines fair value as the price that would be received to sell an asset or paid to transfer a liability in an orderly transaction between market participants at the measurement date (i.e. an exit price).

Financial assets which are tradable in an open market are valued at the market prices prevailing on the close of trading i.e. period end date. The estimated fair value of all other financial assets and financial liabilities is considered not significantly different from book value as these are short term in nature.

The following table shows financial instruments recognised at fair value, based on:

Levels	Description	Valuation approach and input used
Level 1:	quoted prices in active markets for identical assets or liabilities;	Listed government securities traded on PSX are valued at revaluation rates disseminated by PSX. The fair value of debt securities (other than government securities) is based on the value determined and announced by MUFAP.
Level 2:	those involving inputs other than quoted prices included in Level 1 that are observable for the asset or liability, either directly (as prices) or indirectly (derived from prices); and	The government securities not listed on a stock exchange and traded are valued at the average rates quoted on electronic quotation system (PKRV / PKFRV). For Debt securities for which MUFAP valuation is not available are valued at face value of the securities.
Level 3:	those with inputs for the asset or liability that are not based on observable market data (unobservable inputs).	The Fund applies discretion on the effective yield as per the allowable limits. The allowable limits for rated securities for duration upto 2 years is +200/-100 bps and over 2 years is +150/50 bps. For unrated securities the allowable limits +50 bps.

The following table show the carrying amount and fair values of financial assets and financial liabilities including the levels in the fair value hierarchy.

	MCB ISF Plan I June 30, 2025					
	Carrying amount	Fair value				
	Fair value through profit or loss	Total	Level 1	Level 2	Level 3	Total
Financial assets measured at fair value						
Market treasury bills	10,021,333	-	10,021,333	-	10,021,333	-
Financial assets not measured at fair value						
Bank balances	-	5,474,535	5,474,535			
Profit receivable	-	26,281	26,281			
Other receivables	-	182	182			
	-	5,500,997	5,500,997			
Financial liabilities not measured at fair value						
Payable to Management Company	-	12,463	12,463			
Payable to Trustee	-	190	190			
Accrued expenses and other liabilities	-	421	421			
	-	13,074	13,074			

During the period ended June 30, 2025, there were no transfers between levels of fair value measurements, and no transfer into and out of level 3 fair value measurements.

NOTES TO AND FORMING PART OF THE FINANCIAL STATEMENTS FOR THE PERIOD FROM AUGUST 05, 2024 TO JUNE 30, 2025

18 FINANCIAL RISK MANAGEMENT

The Fund's objective in managing risk is the creation and protection of unit holders' value. Risk is inherent in the Fund's activities, but it is managed through monitoring and controlling activities which are primarily set up to be performed based on limits established by the Management Company, the constitutive documents of the Fund and the regulations and directives of the SECP. These limits reflect the business strategy and market environment of the Fund as well as the level of the risk that the Fund is willing to accept. The Board of Directors of the Management Company supervises the overall risk management approach within the Fund. The Fund is exposed to market risk, liquidity risk and credit risk arising from the financial instruments it holds.

18.1 Market risk

Market risk is the risk that the fair value or future cash flows of a financial instrument will fluctuate because of the changes in market prices.

The Management Company manages market risk by monitoring exposure on marketable securities by following the internal risk management policies and investment guidelines approved by the Board and the regulations laid down by the SECP, the Regulations and the Rules.

Market risk comprises three types of risk: currency risk, interest rate risk and price risk.

18.1.1 Currency risk

Currency risk is the risk that the fair value or future cash flows of a financial instrument will fluctuate as a result of changes in foreign exchange rates. At present, the Fund is not exposed to currency risk as all the transactions are carried out in Pakistan Rupees.

18.1.2 Interest rate risk

Interest rate risk is the risk that the fair value or future cash flows of a financial instrument will fluctuate as a result of changes in market interest rates. As of June 30, 2025, the Fund is exposed to such risk on bank balances and government securities. The Investment Committee of the Fund reviews the portfolio of the Fund on a regular basis to ensure that the risk is managed within the acceptable limits.

As of June 30, 2025 details of Fund's profit bearing financial instruments were as follows:

	Note	MCB ISF Plan I June 30, 2025 (Rupees '000)
Variable rate instruments (financial asset)		
Bank balances	4	5,474,535
Fixed rate instruments (financial asset)		
Market treasury bills	5	10,021,333

a) Sensitivity analysis for variable rate instruments

As at June 30, 2025, the Fund holds interest based balances with banks which expose the Fund to cash flow interest rate risk. In case of 100 basis points increase / decrease in applicable rates on the last repricing date with all other variables held constant, the net income / loss for the period and net assets of the Fund would have been higher / lower by Rs. 50.095 million

b) Sensitivity analysis for fixed rate instruments

As at June 30, 2025, the Fund holds government securities which are fixed rate instruments exposing to the Fund to fair value interest rate risk. In case of 100 basis points increase / decrease in rates announced by Financial Market Association of Pakistan (FMAP) on June 30, 2025 the net income / loss for the period and net assets of the Fund would have been higher / lower by Rs. 91.702 million

Interest rate sensitivity position for on-balance sheet financial instruments is based on the earlier of contractual repricing or maturity date. The composition of the Fund investment may change over time. Accordingly, the sensitivity analysis prepared as at June 30, 2025 is not necessarily indicative of the impact on the Fund's net assets of future movements in interest rates.

NOTES TO AND FORMING PART OF THE FINANCIAL STATEMENTS FOR THE PERIOD FROM AUGUST 05, 2024 TO JUNE 30, 2025

The Interest rate sensitivity related to financial assets and financial liabilities as at June 30, 2025 can be defined as follows:

Particulars	As at June 30, 2025					Total
	Effective yield / rate	Exposed to yield risk			Not exposed to yield rate risk	
		Upto three months	More than three months and up to one year	More than one year		
---	%	Rupees in 000				

On-balance sheet financial instruments

Financial assets

Bank balances	8.5	5,474,535	-	-	-	5,474,535
Investments	10.86 to 10.91	490,335	9,530,998	-	-	10,021,333
Profit receivable		-	-	-	26,281	26,281
Other receivables		-	-	-	182	182
		5,964,870	9,530,998	-	26,463	15,522,330

Financial liabilities

Payable to Management Company		-	-	-	12,463	12,463
Payable to Trustee		-	-	-	190	190
Accrued expenses and other liabilities		-	-	-	421	421
		-	-	-	13,074	13,074

18.1.3 Price risk

Price risk is the risk that the fair value or future cash flows of a financial instrument will fluctuate as a result of changes in market prices (other than those arising from profit rate risk or currency risk) whether those changes are caused by factors specific to the individual financial instrument or its issuer, or factors affecting all similar financial instruments traded in the market. Since the Fund is not allowed to invest in equity securities, hence it is not exposed to equity price risk.

18.2 Credit risk

Credit risk represents the risk of loss if counterparties fail to perform as contracted. The Fund is exposed to counterparty credit risks on profit receivables, other receivables and balances with banks. The credit risk for Fund is limited because the counterparties are financial institutions with reasonably high credit ratings.

The Fund has adopted a policy of only dealing with creditworthy counterparties as a means of mitigating the risk of financial loss from defaults. This information is supplied by independent rating agencies, where available, and if not available, the Fund uses other publicly available financial information and its own trading records to rate its major counterparties. The Fund's exposure and the credit ratings of its counterparties are continuously monitored and the aggregate value of transactions concluded is spread amongst approved counterparties.

Credit risk from bank balances and financial institutions is managed in accordance with the Fund's policy. Investments of surplus funds are made only with approved counterparties and within credit limits assigned to each counterparty. Counterparties credit limits are approved by the Board of Directors of Management Company. The limits are set to minimise the concentration of risk and therefore mitigate financial loss through potential counterparty failure.

NOTES TO AND FORMING PART OF THE FINANCIAL STATEMENTS FOR THE PERIOD FROM AUGUST 05, 2024 TO JUNE 30, 2025

The Fund's maximum exposure to credit risk is the carrying amounts of following financial assets.

	MCB ISF Plan I June 30, 2025	
	Balance as per statement of assets and liabilities	Maximum exposure
	—— (Rupees in '000) ——	
Bank balances	5,474,535	5,474,535
Investments	10,021,333	-
Profit receivable on bank deposits	26,281	26,281
Other receivables	182	182
	15,522,330	5,500,997

The analysis below summarizes the credit rating quality of the Fund's financial assets as at June 30, 2025.

Bank Balances by rating category	MCB ISF Plan I June 30, 2025	
	(Rupees in '000)	%
Rating		
AAA	132	0.00242
AA+	5,474,383	99.9972
A+	8	0.00015
AA-	10	0.00019
	5,474,535	100

Above ratings are on the basis of available ratings assigned by Pakistan Credit Rating Agency (PACRA) and VIS Credit Rating Company Limited as of June 30, 2025.

Investments in government securities do not expose the Fund to credit risk as the counter party to the investment is the Government of Pakistan and management does not expect to incur any credit loss on such investment.

18.3 Concentration of credit risk

Concentration of credit risk exists when changes in economic or industry factors similarly affect groups of counterparties whose aggregate credit exposure is significant in relation to the Fund's total credit exposure. The Fund's portfolio of financial instruments is broadly diversified and transactions are entered into with diverse credit-worthy counterparties thereby mitigating any significant concentration of credit risk.

18.4 Settlement risk

The Fund's activities may give rise to risk at the time of settlement of transactions. Settlement risk is the risk of loss due to the failure of counter party to honour its obligations to deliver cash, securities or other assets as contractually agreed. Credit risk relating to unsettled transactions in securities is considered to be minimal as the Fund uses brokers with high creditworthiness and the transactions are settled or paid for only upon delivery using the central clearing system.

18.5 Liquidity risk

Liquidity risk is the risk that the Fund will encounter difficulty in meeting its obligations arising from its financial liabilities that are settled by delivering cash or other financial assets or that such obligations will have to be settled in a manner disadvantageous to the Fund. Liquidity risk also arises because of the possibility that the Fund could be required to pay its liabilities earlier than expected. The Fund is exposed to cash redemptions of its units on a regular basis. Units are redeemable at the holder's option based on the Fund's applicable redemption price calculated in accordance with the Fund's constitutive documents and guidelines laid down by the SECP.

Units of the Fund are redeemable on demand at the unit holder's option, however, the Fund does not anticipate significant redemption of units.

NOTES TO AND FORMING PART OF THE FINANCIAL STATEMENTS FOR THE PERIOD FROM AUGUST 05, 2024 TO JUNE 30, 2025

The table below analyses the Fund's financial assets and financial liabilities into relevant maturity groupings based on the remaining period at the statement of assets and liabilities date to the contractual maturity date. The amounts in the table are the contractual undiscounted cash flows.

	MCB ISF Plan I					Total
	June 30, 2025					
	Within 1 month	Over 1 to 3 months	Over 3 to 12 months	Over 1 to 5 years	More than 5 years	
	(Rupees in '000)					
Financial assets						
Bank balances	5,474,535	-	-	-	-	5,474,535
Investments	-	8,173,161	1,848,172	-	-	10,021,333
Profit receivable	26,281	-	-	-	-	26,281
Other receivables	182	-	-	-	-	182
Sub total	5,500,997	8,173,161	1,848,172	-	-	15,522,330
Financial liabilities						
Payable to Management Company	12,463	-	-	-	-	12,463
Payable to Trustee	190	-	-	-	-	190
Accrued expenses and other liabilities	421	-	-	-	-	421
Sub total	13,074	-	-	-	-	13,074
On-balance sheet gap	5,487,924	8,173,161	1,848,172	-	-	15,509,257
Total liquidity risk sensitivity gap	5,487,924	8,173,161	1,848,172	-	-	15,509,257
Cumulative liquidity risk sensitivity gap	5,487,924	13,661,085	15,509,257	15,509,257	15,509,257	

19. PARTICULARS OF INVESTMENT COMMITTEE AND FUND MANAGER

Details of members of the Investment Committee of the Fund are as follows:

Name	Designation	Qualification	Experience in years
Mr. Khawaja Khalil Shah	Chief Executive Officer	MBA	33
Mr. Muhammad Asim	Chief Investment Officer	MBA & CFA	22
Mr. Awais Abdul Sattar	Portfolio Manager Equities	MBA & CFA	14
Mr. Saad Ahmed	Head of Fixed Income	MBA	19
Mr. Syed Muhammad Usama Iqbal	Fund Manager - Fixed Income Funds	Graduate	21
Mr. Syed Abid Ali	Head of Equities	MBA	17
Mr. Raza Inam	Head of Research	CFA	13

19.1 Mr. Saad Ahmed is the fund manager who also manages following Funds:

- MCB DCF Income Fund
- MCB Cash Management Optimizer
- Pakistan Cash Management Fund
- MCB Pakistan Sovereign Fund
- Alhamra Daily Dividend Fund
- Pakistan Income Enhancement Fund
- Alhamra Cash Management Optimizer
- MCB Governments Securities Plan I
- Alhamra Governments Securities Plan I

**NOTES TO AND FORMING PART OF THE FINANCIAL STATEMENTS
FOR THE PERIOD FROM AUGUST 05, 2024 TO JUNE 30, 2025**

June 30, 2025

20 TOP TEN BROKERS / DEALERS BY PERCENTAGE OF COMMISSION PAID

	%
AKD Securities Limited	8.48
Invest One Market Limited	3.30
Vector Capital (Private) Limited	17.35
JS Global Capital Limited	0.43
Alfalsh Securities (Private) Limited	6.25
C&M Management Private Limited	16.41
Summit Capital (Private) Limited	2.10
Continental Exchange (Private) Limited	24.33
Currency Market Associate	17.58
Khadim Ali Shah Bukhari Securities	3.45

21. PATTERN OF UNIT HOLDING

MCB ISF Plan I				
As at June 30, 2025				
Number of unit holders	Number of units	Investment amount	Percentage investment	
		(Rupees in '000)	%	
Individuals	50	1,633,647	163,775	1.06
Associated companies	3	98,386,496	4,439,710	28.77
NBFC	1	30,540	3,062	0.02
Provident & Pension Fund	3	733,450	73,529	0.48
Public Limited companies	2	50,572,204	10,493,560	67.99
Others	3	2,592,266	259,877	1.68
	62	153,948,603	15,433,513	100.00

22. ATTENDANCE AT MEETINGS OF BOARD OF DIRECTORS

The 197th, 198th, 199th, 200th, 201st, 202nd, 203rd, 204th and 205th meeting of the Board of Directors were held on July 24, 2024, July 25, 2024, September 25, 2024, October 16, 2024, October 21, 2024, January 31, 2025, February 04, 2025, April 17, 2025 and April 21, 2025 respectively. Information in respect of attendance by the directors and other persons in the meetings is given below:

Name of persons attending the meetings	Designation	Number of Meetings Held	Number of meetings			Meetings Not Attended
			Attendance required	Attended	Leave Granted	
Mr. Haroon Rashid	Chairman	9	9	8	1	199th
Mr. Ahmed Jahangir	Director	9	9	8	1	197th
Syed Savail Meekal Hussain	Director	9	9	8	1	201st
Ms. Mavra Adil Khan	Director	9	9	4	5	197th, 198th, 201st, 202nd, 203rd
Muhammad Noman Chughtai *	Director	9	4	3	1	204th
Mr. Fahd Kamal Chinoy	Director	9	9	8	1	202nd
Mr. Manzar Mushtaq	Director	9	9	9	-	-
Mr. Shoaib Mumtaz **	Director	9	5	4	1	201st
Mr. Khawaja Khalil Shah	Chief Executive Officer	9	9	9	-	-

* Appointed on January 06, 2025

** Resigned on December 21, 2024

NOTES TO AND FORMING PART OF THE FINANCIAL STATEMENTS FOR THE PERIOD FROM AUGUST 05, 2024 TO JUNE 30, 2025

23. UNIT HOLDERS' FUND RISK MANAGEMENT

The Fund's capital is represented by redeemable units. The Fund is required by the NBFC Regulations, to maintain a minimum fund size of Rs.100 million, to be maintained all the time during the life of the scheme. The units issued by the Fund provides an investor with the right to require redemption for cash at a value proportionate to the unit holder's share in the Fund's net assets at the redemption date.

The Fund's objective in managing the unit holders' fund is to ensure a stable base to maximise returns to all investors and to manage liquidity risk arising from redemption. In accordance with the risk management policies, the Fund endeavors to invest the subscriptions received in appropriate investments while maintaining sufficient liquidity to meet redemption, such liquidity being augmented by disposal of investments.

24. GENERAL

Figures have been rounded off to the nearest thousands unless otherwise specified.

25. DATE OF AUTHORISATION FOR ISSUE

These financial statements were authorised for issue by the Board of Directors of the Management Company on August 04, 2025.

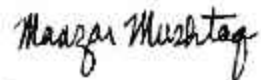
For MCB Investment Management Limited
(Management Company)



Chief Executive Officer



Chief Financial Officer



Director

**PATTERN OF UNITS HOLDING BY SIZE
FOR THE YEAR ENDED JUNE 30, 2025**

No. of Unit Holders	Unit holdings	Total units held
22	A. 001-10,000	710
13	B. 10,001 – 100,000	3,814
6	C. 100,001 – 1000,000	10,927
21	D. 1000,001 & Above	153,933,153
<u>62</u>		<u>153,948,603</u>

**PERFORMANCE TABLE
FOR THE YEAR ENDED JUNE 30, 2025**

Performance Information	2025
Total Net Assets Value – Rs. in million	15,433.5133
Net Assets value per unit – Rupees	100.2511
Closing Offer Price	101.4040
Highest offer price per unit	117.6370
Lowest offer price per unit	100.0000
Highest Redemption price per unit	116.2996
Lowest Redemption price per unit	100.0000
Distribution per unit – Rs. *	-
Interim	16.38
Final	-
Average Annual Return - %	
One year	18.51
Two year	
Three year	
Net (loss) / Income for the period – Rs. in million	504.2159
Distribution made during the year – Rs. in million	483.5660
Accumulated Capital Growth – Rs. in million	20.6499

* Date of Distribution

2025	
Date	Rate
07-Aug-25	0.06
06-Aug-24	0.02
20-Jun-25	16.30

Disclaimer

The past performance is not necessarily indicative of future performance and unit prices and investments and returns may go down, as well as up.

MCB INVESTMENT MANAGEMENT LIMITED

Head Office: 2nd Floor, Adamjee House, I.I. Chundrigar Road, Karachi

UAN: (+92-21) 111 468 378 (111 INVEST)

URL: www.mcbfunds.com, **Email:** info@mcbfunds.com
