

MCB-ARIF HABIB SAVINGS AND INVESTMENTS LIMITED

RISK PROFILE OF COLLECTIVE INVESTMENT SCHEMES/ADMINISTRATIVE PLANS

Name of Collective Investment Scheme	Category of Collective Investment Scheme	Risk Profile	Risk of Principal Erosion
CONVENTIONAL			
MCB Cash Management Optimizer	Money Market	Low	Principal at low risk
Pakistan Cash Management Fund	Money Market	Low	Principal at low risk
MCB-DCF Income Fund	Income	Medium	Principal at medium risk
Pakistan Income Fund	Income	Medium	Principal at medium risk
MCB Pakistan Sovereign Fund	Income	Medium	Principal at medium risk
Pakistan Income Enhancement Fund	Aggressive Fixed Income	Medium	Principal at medium risk
MCB Pakistan Asset Allocation Fund	Asset Allocation	High	Principal at high risk
Pakistan Capital Market Fund	Balanced	High	Principal at high risk
MCB Pakistan Stock Market Fund	Equity	High	Principal at high risk
MCB Pakistan Fixed Return Plan VII	Fixed Rate/Return Plan	Very Low	Principal at Very low risk
MCB Pakistan Fixed Return Plan X	Fixed Rate/Return Plan	Very Low	Principal at Very low risk
MCB Pakistan Fixed Return Plan XII	Fixed Rate/Return Plan	Very Low	Principal at Very low risk
MCB Pakistan Fixed Return Plan XIII	Fixed Rate/Return Plan	Very Low	Principal at Very low risk
MCB Pakistan Dividend Yield Plan	Asset Allocation Plan	High	Principal at high risk
SHARIAH COMPLIANT			
Alhamra Islamic Income Fund	Shariah Compliant Islamic Income	Medium	Principal at medium risk
Alhamra Daily Dividend Fund	Shariah Compliant Islamic Income	Medium	Principal at medium risk
Alhamra Islamic Money Market Fund	Shariah Compliant Money Market	Low	Principal at low risk
Alhamra Cash Management Optimizer	Shariah Compliant Money Market	Low	Principal at low risk
Alhamra Islamic Asset Allocation Fund	Shariah Compliant Islamic Asset Allocation	High	Principal at high risk
Alhamra Smart Portfolio	Shariah Compliant Islamic Asset Allocation	Medium	Principal at medium risk
Alhamra Wada Plan VII	Shariah Compliant Fixed Rate/Return Plan	Very Low	Principal at Very low risk
Alhamra Islamic Stock Fund	Shariah Compliant Islamic Equity	High	Principal at high risk

Name of Administrative Plan	Risk Profile	Risk of Principal Erosion
CONVENTIONAL		
Gulluck Plan (MCB-PSM)	High	Principal at high risk
MCB-PSM Savings Plan	High	Principal at high risk
Balanced Savings Plan	High	Principal at high risk
Pension Builder Plan	High	Principal at high risk
Smart Trader	High	Principal at high risk
Balanced Portfolio	High	Principal at high risk
Dynamic Income Provider	High	Principal at high risk
PIF Savings Plan	Medium	Principal at medium risk
Smart Portfolio	Medium	Principal at medium risk
Monthly Income Plan	Medium	Principal at medium risk
SHARIAH COMPLIANT		
Gulluck Plan (ALHISF)	High	Principal at high risk
Hajj Saver Account (ALHAA)	High	Principal at high risk



June 30, 2023

PERSPECTIVE

Economy Review & Outlook

The fiscal year 2023 remained a difficult year for Pakistan as it faced multiple macroeconomic challenges. The 2022 monsoon floods, global commodity prices and currency devaluation ushered a wave of inflation with average FY23 CPI reading of 29.0% the highest since 1974. In addition, the interest rates were hiked to a record high of 22.0%. The IMF program remain elusive throughout the latter half of fiscal year as political uncertainty remained at an elevated level paralyzing economic decision making. As a result, the rupee depreciated 40% against the greenback with USD closing at PKR 286.

The new fiscal year has opened on a positive note as IMF and Pakistan have struck a staff-level agreement for the provision of USD 3bn in bailout funds under a stand-by arrangement (SBA) for nine months. This is a welcome development, that will help Pakistan to unlock funding from bilateral and multilateral sources helping in rebuilding foreign exchange reserves. This has averted the risk of near term default as reflected by the stunning recovery of Pakistan International Eurobonds (2024 Eurobond YTM has corrected from its peak of 122.8% to 59.9%).

The country's exports increased by 7.6% month on month to USD 2.4bn, while imports declined by 3.4% to USD 4.2bn, improving the trade deficit by 14.8% to USD 1.8bn in June-23. For FY23, the trade deficit narrowed by 43.0% to USD 27.5bn, with exports dropping by 12.7% to USD 27.7bn, while imports reduced by 31.0% to USD 55.3bn. CPI based inflation for June-23 clocked at 29.4%, decreasing by 26 basis points (bps) during the month. The deceleration in CPI was driven by food prices which declined by 1.0% month on month. The core inflation eased to 21.2% compared to 22.8% recorded in the previous month. The inflation readings have peaked and going forward we expect headline and core inflation to ease further as base effect will come into play.

The country's provisional GDP growth clocked at 0.29% in FY23 with Agricultural and Services sector increasing by 1.6% and 0.9%, respectively. Whereas Industrial segment witnessed a drop of 3.9% for the year, as high interest rates and import restrictions took their toll on the industrial output. On the fiscal side, FBR tax collection increased by 16.4% in FY23 to PKR 7,154bn compared to PKR 6,149bn in the same period last year and below the target by PKR 486bn.

Going forward updates on the IMF program and flows from bilateral and multilateral sources will provide a road map for fiscal and monetary actions in the medium term.

Money Market Review & Outlook

The short term secondary market yields increased by an average of 79 basis points (bps) while longer tenor yields rose by 52bps during the month. The increase in yields was due to the surprise interest rate hike of 1.0% in the emergent monetary policy on 26 June 23 to help close the IMF deal.

SBP conducted the Treasury bill auction on June 21, 2023. The auction had a total maturity of PKR 2,165bn against a target of PKR 2,250bn. SBP accepted total bids worth PKR 2,247bn in 3 months' tenor, PKR 10.7bn in 6 months' tenor & PKR 46.3bn in 12 months' tenor at a cut-off yield of 22.00%, 21.97% & 22.00% respectively. The auction cutoff was maintained as compared to last month. Auction for Fixed coupon PIB bonds was held on June 27, 2023 having a total target of PKR 160bn. SBP accepted bids worth 90bn in 3years at a cut off rate of 19.35%.

Going forward we expect SBP to maintain status quo in the near term as Pakistan has entered into a new IMF program. However, the buildup of foreign exchange reserves and declining inflation will provide space for the SBP to start the monetary easing cycle in the later part of the fiscal year. The pace and timing would be determined by the trend in Forex reserves.

Equity Market Review & Outlook

The benchmark KSE-100 remained muted during Jun-23 with index increasing by a mere 122 points (0.3%) to close the month at 41,453 points. This brought the KSE-100 index to close the fiscal year 2023 on a flattish note with a cumulative return of -0.2%.

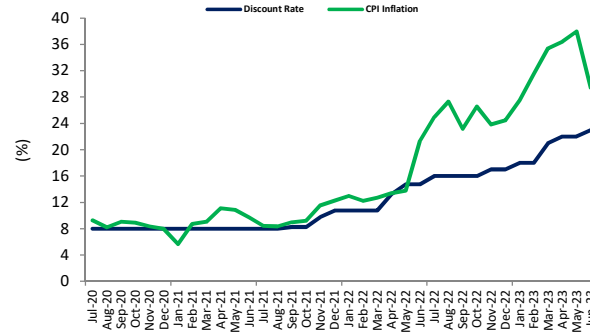
The month of June 2023 started on a positive note, with the market initially gaining 2% as investors expected a balanced budget that would end the long deadlock over the 9th review under the stalled IMF program. However, the steam soon fizzled out, and the index corrected by ~3% mid of the month as Budget for FY24 fell short of meeting the prior conditions demanded by the IMF, leading to more uncertainty amongst the investors. Nonetheless, GoP reassessed its position and bought in necessary adjustments before the passage of the budget in the National Assembly along with removal of import restrictions to realigned itself with the IMF requirements. Moreover, SBP also raised interest rates by 100bps at the end of month. All this restore some confidence back into investors and helped closed the month on neutral note.

The market activity remained dull with average traded volume increased by 3% MoM and the average value traded decreased by 7% MoM. On the local front, Mutual Funds and insurance were net sellers with an outflow of USD 14.2mn and USD 5.3mn, which was mainly absorbed by corporates and individuals with cumulative USD 14.1mn worth of net buying. Moreover, Foreigners also turned net buyers with inflows worth USD 6.2mn.

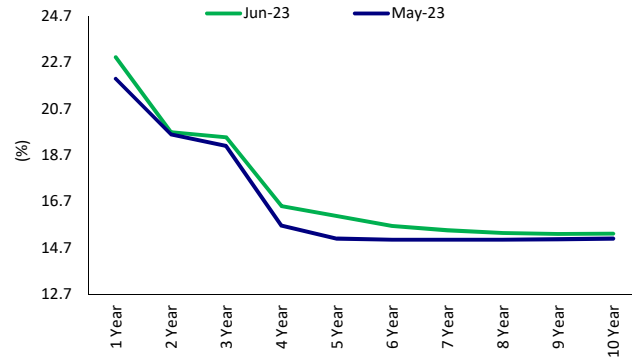
On the sectoral front, Chemicals, Autos, OMCs added 275, 135, and 131 points, respectively. Positive contribution from Chemical and Autos was largely due to interim dividend/bonuses announced by COLG & MTL. While OMC sector came into limelight due to news pertaining to clearance of circular debt.

In the short-term, the approval of SBA by IMF executive board along with development on political front will set tone for the market. We just witnessed a glimpse of it as KSE-100 Index posted a 2,446 points (5.9%) jump in a single day as market opened just after the news of SBA. Market participants will be following developments on the external front for additional financing from bilateral and multilateral sources post SBA with IMF. We reiterate our stance on the deep discount the stock market is offering at the current level evident from forward Price to Earnings of 4.7x with an attractive dividend yield of 11.8%. These deep valuations are attractive enough for investors having medium to long term horizon. However, we stress that this valuation potential will only be realized as external position starts easing out.

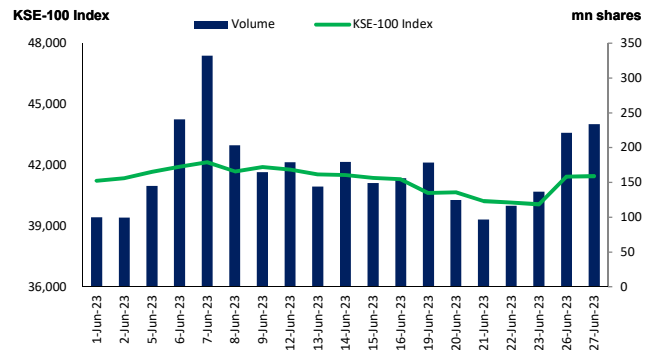
Discount Rate vs. CPI Inflation



Yield Curve



KSE-100 During June 2023





Alhamra Islamic Income Fund

June 30, 2023

NAV - PKR 102.9884



General Information

Fund Type	An Open End Scheme
Category	Shariah Compliant (Islamic) Income Scheme
Asset Manager Rating	AM1 (AM One) by PACRA (06-Oct-22)
Stability Rating	AA-(f) by PACRA (09-Mar-23)
Risk Profile	Medium (Principal at medium risk)
Launch Date	20-June-2011
Fund Manager	Syed Mohammad Usama Iqbal
Trustee	Central Depository Company of Pakistan Limited
Auditor	Yousuf Adil, Chartered Accountants
Management Fee	Up to 10% of the gross earnings of the Scheme calculated on a daily basis – [Actual rate of Management Fee : 0.69%].
Front end load*	Class "A" Units: Individual ----- 1.5% Corporate ----- Nil Class "B" Units ----- 0.75% Bachat Units ----- Nil
Back end Load*	Class "A" Units ----- 0% Class "B" Units: 0.75% on redemption in the first (1st) year from the date of investment 0.5% on redemption in the second (2nd) year from the date of investment 0.0% on redemption after completion of two (2) years from the date of investment Bachat Units: 3% if redeemed before completion of two years from the date of initial investment. 0% if redemption after completion of two years from the date of initial investment
Min. Subscription	Growth & Bachat Units ----- PKR 500 Income Units ----- PKR 100,000
Listing	Pakistan Stock Exchange
Benchmark	Six (6) months average deposits rates of three (3) A rated Scheduled Islamic Banks or Islamic windows of Conventional Banks as selected by MUFAP
Pricing Mechanism	Forward
Dealing Days	Monday - Friday
Cut off Timing	Mon-Thu (3:00 PM) Fri (4:00 PM)
Leverage	Nil

*Subject to government levies

Investment Objective

To generate risk adjusted returns by investing in short, medium and long-term Shariah Compliant Fixed Income instruments.

Manager's Comment

During the month, the fund generated an annualized return of 19.72% against its benchmark return of 7.08%. WAM of the fund was 2.1 years at month end.

In order to maintain a strong credit profile, the fund has been prudent in its risk policies and has avoided taking exposure in a number of weak credit corporate debt instruments offering a higher yield including some from power, banking, microfinance and miscellaneous sectors .

Asset Allocation (%age of Total Assets)	Jun-23	May-23
Cash	35.8%	15.4%
Sukuks	24.5%	23.7%
Government Backed / Guaranteed Securities	9.4%	19.4%
GoP Ijara Sukuk	13.0%	24.4%
Shariah Compliant Placement with Banks and DFIs	0.0%	0.0%
Shariah Compliant Commercial Papers	0.0%	0.0%
Others including Receivables	4.4%	5.2%
Shariah Compliant Bank Deposits	12.9%	11.9%

Note: Amount invested by Fund of funds is PKR 82 million (1.9% of Total Assets) as of June 30, 2023.

Fund Facts / Technical Information

NAV per Unit (PKR)	102.9884
Net Assets (PKR M)	4,275
Net Assets excluding Fund of Funds(PKR M)	4,193
Weighted average time to maturity (Years)	2.1
Sharpe Ratio	-0.04
Correlation***	11.48%
Standard Deviation	0.04
MTD Total expense ratio with government levy (Annualized)	1.44%
MTD Total expense ratio without government levy (Annualized)	1.31%
YTD Total expense ratio with government levy*** (Annualized)	1.00%
YTD Total expense ratio without government levy (Annualized)	0.90%

***This includes 0.10% representing government levy, Sindh workers' welfare fund and SECP Fee.

*** as against benchmark

Selling and Marketing Expenses Charged to the Fund (PKR)	MTD	YTD
	1,096,747	5,646,365

Top Sukuk Holding (% of Total Assets)

Nishat Mills Limited (09-May-23)	8.7%
Meezan Bank Limited (09-Jan-20)	8.3%
Meezan Bank Limited (16-Dec-21)	6.3%
Aspin Pharma (Private) Limited (30-Nov-17)	0.5%
Dubai Islamic Bank (Pakistan) Limited (02-Dec-22)	0.5%
Ghani Chemicals Industries Limited (02-Feb-17)	0.3%

Members of the Investment Committee

Muhammad Saqib Saleem	Chief Executive Officer
Mohammad Asim, CFA	Chief Investment Officer
Saad Ahmed	Head of Fixed Income
Syed Mohammad Usama Iqbal	Fund Manager - Fixed Income Funds
Awais Abdul Sattar, CFA	Portfolio Manager - Equities

MCBAH Shariah Supervisory Board

Justice (Rtd.) Muhammad Taqi Usmani	Chairman
Dr. Muhammad Zubair Usmani	Member
Dr. Ejaz Ahmed Samdani	Member

DISPUTE RESOLUTION/ COMPLAINTS HANDLING:

Investors may lodge their complaints to our Investor Services Department through any of the following options where our dedicated staff is available 24/7 to provide assistance: Call at (+92-21) 11 11 ISAVE (47283), Email at info@mcba.com, WhatsApp us at +923004362224, Chat with us through our website www.mcba.com or Submit through our Website <https://www.mcba.com/helpdesk/>. In case your complaint has not been properly redressed by us, you may lodge your complaint with SECP at the link <https://sdms.secp.gov.pk/>. However, please note that SECP will entertain only those

complaints which were at first directly requested to be redressed by the Company and the Company has failed to redress the same. Further, the complaints that are not relevant to SECP's regulatory domain/competence shall not be entertained by the SECP.

DISCLAIMER

This publication is for informational purposes only and nothing herein should be construed as a solicitation, recommendation or an offer to buy or sell any fund. All investments in mutual funds are subject to market risks. The NAV based prices of units and any dividends/returns thereon are dependent on forces and factors affecting the financial markets. These may go up or down based on market conditions. Past performance is not necessarily indicative of future results. Performance data does not include the cost incurred directly by an investor in the form of sales loads etc.

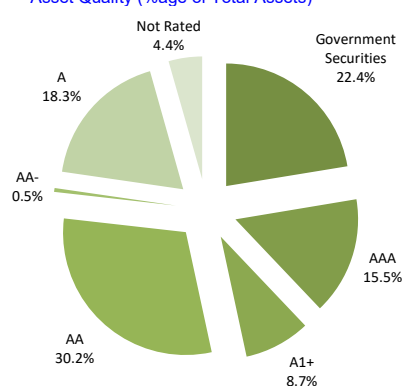
Performance Information (%)

	ALHIIF	Benchmark
Year to Date Return (Annualized)	15.56%	6.05%
Month to Date Return (Annualized)	19.72%	7.08%
180 Days Return (Annualized)	16.40%	6.74%
365 Days Return (Annualized)	15.56%	6.05%
Since inception (CAGR)	8.42%	5.28%
Average Annual Return (Geometric Mean)	7.99%	

Returns are computed on the basis of NAV to NAV with dividends reinvested

Annualized	2018	2019	2020	2021	2022
Benchmark (%)	2.44	3.70	6.35	3.54	3.34
ALHIIF(%)	4.96	8.24	11.63	6.51	8.93

Asset Quality (%age of Total Assets)



MUFAP's Recommended Format.



Alhamra Daily Dividend Fund

June 30, 2023

NAV - PKR 100.0000



General Information

Fund Type	An Open End Scheme
Category	Shariah Compliant (Islamic) Income Scheme
Asset Manager Rating	AM1 (AM One) by PACRA (06-Oct-22)
Stability Rating	AA-(f) by PACRA (09-Mar-23)
Risk Profile	Medium (Principal at medium risk)
Launch Date	10-Apr-18
Fund Manager	Saad Ahmed
Trustee	Central Depository Company of Pakistan Limited
Auditor	EY Ford Rhodes, Chartered Accountants
Management Fee**	Upto 20% of the gross earnings of the scheme calculated on a daily basis [Actual rate of Management Fee: 0.67%]
Front end Load*	Individuals -----1% Corporate -----1%
Back end Load*	Nil
Min. Subscription	PKR 500
Listing	Pakistan Stock Exchange
Benchmark	Six (6) months of average deposit rates of three (3) A rated Scheduled Islamic Banks or Islamic window of Conventional Banks as selected by MUFAP
Pricing Mechanism	Backward
Dealing Days	Online Investment, Redemption & Conversion... Monday - Sunday Investment, Redemption & Conversion through Physical Form... Monday - Friday
Cut off Timing	Online Investment, Redemption & Conversion... 11:59:59 PM Online Conversion of Backward Pricing Fund(s)... Mon-Thu (3:00 PM) Fri (4:00 PM) Investment, Redemption & Conversion through Physical Form... Mon-Thu (3:00 PM) Fri (4:00 PM)
Leverage	Nil

*Subject to government levies

Investment Objective

The scheme is aimed at meeting investors' short to medium term investment requirements. The scheme seeks to provide investors' a daily dividend through investment in Shariah Compliant instruments

Manager's Comment

During the month, the fund posted a return of 17.64% against its benchmark return of 7.08%. WAM of the fund was 22 days at month end.

Asset Allocation (%age of Total Assets)

	Jun-23	May-23
Cash	61.6%	52.9%
Shariah Compliant Placement with Banks & DFIs	9.2%	19.3%
Other including receivables	5.6%	4.7%
Shariah Compliant Bank Deposits	14.6%	14.3%
Short Term Sukuk	9.0%	8.8%

Members of the Investment Committee

Muhammad Saqib Saleem	Chief Executive Officer
Mohammad Asim, CFA	Chief Investment Officer
Saad Ahmed	Head of Fixed Income
Syed Mohammad Usama Iqbal	Fund Manager Fixed Income Funds
Awais Abdul Sattar, CFA	Portfolio Manager - Equities

	2018*	2019	2020	2021	2022
Benchmark (%)	2.36%	3.68%	6.33%	3.56%	3.34%
ALHDDF (%)	4.97%	8.29%	11.86%	6.44%	10.05%

* From April 10, 2018 to June 30, 2018.

Fund Facts / Technical Information

	ALHDDF
NAV per Unit (PKR)	100
Net Assets (PKR M)	2,991
Weighted Average time to maturity (Days)	22
YTD Total expense ratio with government levy** (Annualized)	1.20%
YTD Total expense ratio without government levy (Annualized)	1.13%
MTD Total expense ratio with government levy (Annualized)	1.50%
MTD Total expense ratio without government levy (Annualized)	1.42%

**This includes 0.07% representing government levy, Sindh Workers' Welfare fund and SECP fee

Performance Information

	ALHDDF	Benchmark
Year to Date Return	15.73%	6.05%
Month to Date Return	17.64%	7.08%
180 Days Return	16.14%	6.74%
365 Days Return	15.73%	6.05%
Since inception (CAGR)	10.19%	4.50%
Average Annual Return (Geometric Mean)	9.24%	

Returns are computed on the basis of NAV to NAV with dividends reinvested

MCBAH Shariah Supervisory Board

Justice (Rtd.) Muhammad Taqi Usmani	Chairman
Dr. Muhammad Zubair Usmani	Member
Dr. Ejaz Ahmed Samdani	Member

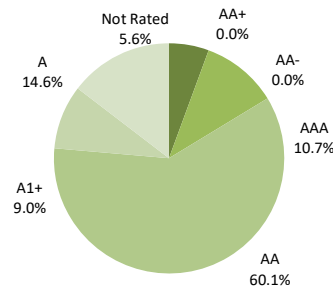
DISPUTE RESOLUTION/ COMPLAINTS HANDLING:

Investors may lodge their complaints to our Investor Services Department through any of the following options where our dedicated staff is available 24/7 to provide assistance: Call at (+92-21) 11 11 11 SAVE (47283), Email at info@mcba.com, Whatsapp us at +923004362224, Chat with us through our website www.mcba.com or Submit through our Website https://www.mcba.com/helpdesk/. In case your complaint has not been properly redressed by us, you may lodge your complaint with SECP at the link https://sdms.secp.gov.pk/. However, please note that SECP will entertain only those complaints which were at first directly requested to be redressed by the Company and the Company has failed to redress the same. Further, the complaints that are not relevant to SECP's regulatory domain/competence shall not be entertained by the SECP.

DISCLAIMER

This publication is for informational purposes only and nothing herein should be construed as a solicitation, recommendation or an offer to buy or sell any fund. All investments in mutual funds are subject to market risks. The NAV based prices of units and any dividends/returns thereon are dependant on forces and factors affecting the financial markets. These may go up or down based on market conditions. Past performance is not necessarily indicative of future results. Performance data does not include the cost incurred directly by an investor in the form of sales loads etc

Asset Quality (%age of Total Assets)



Selling and Marketing Expenses Charged to the Fund (PKR)

	MTD	YTD
	1,797,935	21,297,726

Top Sukuk Holding (%age of Total Assets)

Nishat Mill Limited (09-May-23)	9.0%
---------------------------------	------

MUFAP's Recommended Format.



Alhamra Islamic Money Market Fund

June 30, 2023

NAV - PKR 99.5100



General Information

Fund Type	An Open End Scheme
Category	Shariah Compliant (Islamic) Money Market Scheme
Asset Manager Rating	AM1 (AM One) by PACRA (06-Oct-22)
Stability Rating	AA+(f) by PACRA (02-Mar-23)
Risk Profile	Low (Principal at Low Risk)
Launch Date	16-Nov-15 (Refer Note -1)
Fund Manager	Syed Muhammad Usama Iqbal
Trustee	Digital Custodian Company Limited (Formerly MCB Financial Services Limited)
Auditor	EY Ford Rhodes, Chartered Accountants
Management Fee**	Upto 15% of the gross earning of the scheme, calculated on a daily basis. [Actual rate of Management Fee:0.57%]
Front end Load*	Upto 1%
Back end Load*	Nil
Min. Subscription	PKR 500
Listing	Pakistan Stock Exchange
Benchmark	Three months average deposit rates of three (3) AA rated Islamic Banks or Islamic windows of Conventional Banks as selected by MUFAP.
Pricing Mechanism	Backward
Dealing Days	Online Investment, Redemption & Conversion...Monday - Sunday Investment, Redemption & Conversion through Physical Form...Monday - Friday
Cut off Timing	Online Investment, Redemption & Conversion...11:59:59 PM Online Conversion of Backward Pricing Fund(s)...Mon-Thu (3:00 PM) Fri (4:00 PM) Investment, Redemption & Conversion through Physical Form...Mon-Thu (3:00 PM) Fri (4:00 PM)
Leverage	Nil

Note-1

MCB Pakistan Frequent Payout Fund (An Open-ended Asset Allocation Scheme) has been renamed as Alhamra Islamic Money Market Fund (An Open-ended Shariah Compliant Money Market Scheme) with effect from August 21, 2020 (Date of Conversion). In order to provide information to the Unit Holder fairly, this Fund Manager's Report is prepared from the Date of Conversion.

*Subject to government levies

Fund Facts / Technical Information

ALHIMMF

NAV per Unit (PKR)	99.5100
Net Assets (PKR M)	25,505
Weighted average time to maturity (Days)	12
MTD Total expense ratio with government levy (Annualized)	0.97%
MTD Total expense ratio without government levy (Annualized)	0.87%
YTD Total expense ratio with government levy** (Annualized)	0.76%
YTD Total expense ratio without government levy (Annualized)	0.67%

**This includes 0.09% representing government levy, Sindh Workers' Welfare fund and SECP fee

Performance Information

ALHIMMF

Benchmark

Year to Date Return	16.97%	6.23%
Month to Date Return	19.25%	7.16%
180 Days Return	17.73%	6.61%
365 Days Return	16.97%	6.23%
Since inception (CAGR)	11.28%	4.47%
Average Annual Return (Geometric Mean)	11.00%	

Returns are computed on the basis of NAV to NAV with dividends reinvested

Since inception Return and Average Annual Return are computed from the Date of Conversion (August 21, 2020).

MCBAH Shariah Supervisory Board

Justice (Rtd.) Muhammad Taqi Usmani	Chairman
Dr. Muhammad Zubair Usmani	Member
Dr. Ejaz Ahmed Samdani	Member

Investment Objective

The Objective of the Fund is to provide a reasonable rate of return with a maximum possible capital preservation by investing primarily in liquid Shariah Compliant money market securities.

Manager's Comment

The fund posted a return of 19.25% against its benchmark return of 7.16%. WAM of the fund was 12 days at month end.

Asset Allocation (%age of Total Assets)

Jun-23

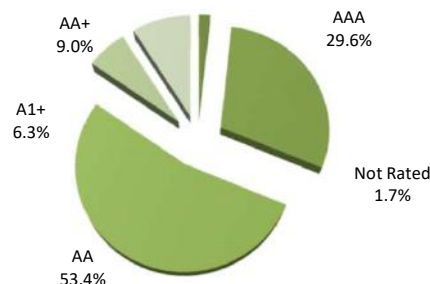
May-23

Cash	74.4%	66.2%
Other including receivables	1.7%	1.9%
Shariah Compliant Bank Deposits	9.0%	10.5%
Short term Sukuks	2.3%	2.4%
Shariah Compliant Commercial Papers	0.0%	0.0%
Shariah Compliant Placement with Banks & DFIs	8.7%	17.0%
Certificate of Musharika	3.9%	2.0%

Members of the Investment Committee

Muhammad Saqib Saleem	Chief Executive Officer
Mohammad Asim, CFA	Chief Investment Officer
Saad Ahmed	Head of Fixed Income
Syed Mohammad Usama Iqbal	Fund Manager Fixed Income Funds
Awais Abdul Sattar, CFA	Portfolio Manager - Equities

Asset Quality (%age of Total Assets)



Selling and Marketing Expenses Charged to the Fund (PKR)

MTD	YTD
3,342,869	30,839,562

Top Sukuk Holding (%age of Total Assets)

Nishat Mill Limited (09-May-23)	2.35%
---------------------------------	-------

	2021*	2022
Benchmark (%)	3.34%	3.67%
ALHIMMF (%)	6.68%	9.76%

* From August 21, 2020 to June 30, 2021.

DISPUTE RESOLUTION/ COMPLAINTS HANDLING:

Investors may lodge their complaints to our Investor Services Department through any of the following options where our dedicated staff is available 24/7 to provide assistance: Call at (+92-21) 11 11 ISAVE (47283), Email at info@mcba.com, Whatsapp us at +923004362224, Chat with us through our website www.mcbah.com or Submit through our Website <https://www.mcbah.com/helpdesk/>. In case your complaint has not been properly redressed by us, you may lodge your complaint with SECP at the link <https://sdms.secp.gov.pk/>. However, please note that SECP will entertain only those complaints which were at first directly requested to be redressed by the Company and the Company has failed to redress the same. Further, the complaints that are not relevant to SECP's regulatory domain/competence shall not be entertained by the SECP.

DISCLAIMER

This publication is for informational purposes only and nothing herein should be construed as a solicitation, recommendation or an offer to buy or sell any fund. All investments in mutual funds are subject to market risks. The NAV based prices of units and any dividends/returns thereon are dependant on forces and factors affecting the financial markets. These may go up or down based on market conditions. Past performance is not necessarily indicative of future results. Performance data does not include the cost incurred directly by an investor in the form of sales loads etc.

MUFAP's Recommended Format.



Alhambra Cash Management Optimizer

June 30, 2023

NAV - PKR 100.2052



General Information

Fund Type	An Open End Scheme
Category	Shariah Compliant (Islamic) Money Market Scheme
Asset Manager Rating	AM1 (AM One) by PACRA (06-Oct-22)
Stability Rating	In Progress
Risk Profile	Low (Principal at Low risk)
Launch Date	23-May-23
Fund Manager	Saad Ahmed
Trustee	Central Depository Company of Pakistan Limited
Auditor	Yousuf Adil & Co. Chartered Accountants.
Management Fee**	Upto 7.5% of the gross earning of the scheme, calculated on a daily basis. [Actual rate of Management Fee:0.51%]

Front end Load*	Individual	0% to 1%
	Corporate	Nil

Back end Load*	Individual	Nil
	Corporate	Nil

Min. Subscription	PKR 500
Listing	In Process
Benchmark	Three months average deposit rates of three (3) AA rated Islamic Banks or Islamic windows of Conventional Banks as selected by MUFAP.
Pricing Mechanism	Backward
Dealing Days	Monday - Friday
Cut off Timing	Mon - Thu (3:00 PM) Fri (4:00 PM) <u>For Same day Redemption</u> Mon-Fri (9:30 AM)
Leverage	Nil

*Subject to government levies

Fund Facts / Technical Information

ALHCMOP

NAV per Unit (PKR)	100.2052
Net Assets (PKR M)	4,338
Weighted average time to maturity (Days)	2
MTD Total expense ratio with government levy (Annualized)	0.85%
MTD Total expense ratio without government levy (Annualized)	0.78%
YTD Total expense ratio with government levy** (Annualized)	2.30%
YTD Total expense ratio without government levy (Annualized)	2.20%

**This includes 0.10% representing government levy, Sindh Workers' Welfare fund and SECP fee

Performance Information	ALHCMOP	Benchmark
Year to Date Return	18.49%	7.06%
Month to Date Return	19.03%	7.16%
180 Days Return	NA	NA
365 Days Return	NA	NA
Since inception (CAGR)	18.49%	7.06%

Returns are computed on the basis of NAV to NAV with dividends reinvested

MCBAH Shariah Supervisory Board

Justice (Rtd.) Muhammad Taqi Usmani	Chairman
Dr. Muhammad Zubair Usmani	Member
Dr. Ejaz Ahmed Samdani	Member

DISPUTE RESOLUTION/ COMPLAINTS HANDLING:

Investors may lodge their complaints to our Investor Services Department through any of the following options where our dedicated staff is available 24/7 to provide assistance: Call at (+92-21) 11 11 ISAVE (47283), Email at info@mcba.com, Whatsapp us at +923004362224, Chat with us through our website www.mcbah.com or Submit through our Website <https://www.mcbah.com/helpdesk/>. In case your complaint has not been properly redressed by us, you may lodge your complaint with SECP at the link <https://sdms.secp.gov.pk/>. However, please note that SECP will entertain only those complaints which were at first directly requested to be redressed by the Company and the Company has failed to redress the same. Further, the complaints that are not relevant to SECP's regulatory domain/competence shall not be entertained by the SECP.

DISCLAIMER

This publication is for informational purposes only and nothing herein should be construed as a solicitation, recommendation or an offer to buy or sell any fund. All investments in mutual funds are subject to market risks. The NAV based prices of units and any dividends/returns thereon are dependant on forces and factors affecting the financial markets. These may go up or down based on market conditions. Past performance is not necessarily indicative of future results. Performance data does not include the cost incurred directly by an investor in the form of sales loads etc

Investment Objective

The Objective of the Fund is to provide a competitive rate of return by investing primarily in liquid Shariah Compliant money market securities.

Manager's Comment

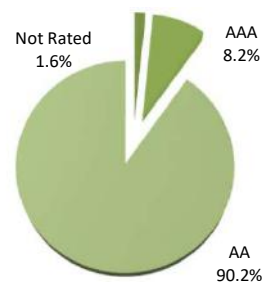
The fund posted a return of 19.03% against its benchmark return of 7.16%. WAM of the fund was 02 days at month end.

Asset Allocation (%age of Total Assets)	Jun-23	May-23
Cash	90.6%	99.5%
Shariah Compliant Placement with Banks & DFIs	7.8%	0.0%
Other including receivables	1.6%	0.5%

Members of the Investment Committee

Muhammad Saqib Saleem	Chief Executive Officer
Mohammad Asim, CFA	Chief Investment Officer
Saad Ahmed	Head of Fixed Income
Syed Mohammad Usama Iqbal	Fund Manager Fixed Income Funds
Awais Abdul Sattar, CFA	Portfolio Manager - Equities

Asset Quality (%age of Total Assets)



Selling and Marketing Expenses Charged to the Fund (PKR)

MTD	YTD
865,648	905,402

MUFAP's Recommended Format.



Alhamra Wada Plan VII

(An Allocation Plan of Alhamra Wada Fund)

June 30, 2023

NAV - PKR 100.2604



General Information

Fund Type	An Open End Scheme
Category	Shariah Compliant Fixed Rate/Return Plan
Asset Manager Rating	AM1 (AM One) by PACRA (06-Oct-22)
Stability Rating	AA (f) by PACRA (30-Dec-22)
Risk Profile	Very Low (Principal at Very Low Risk)
Launch Date	18-Apr-23
Fund Manager	Syed Mohammad Usama Iqbal
Trustee	Central Depository Company of Pakistan Limited
Auditor	Yousuf Adil & Co., Chartered Accountants
Management Fee	Upto 15% of the gross earning of the scheme, calculated on a daily basis. [Actual rate of Management Fee:0.88%]
Front end Load*	Nil
Back end Load*	Nil
Contingent Load*	Nil
Min. Subscription	PKR 500
Listing	Pakistan Stock Exchange
Benchmark	Three (3) months average deposit rates of three (3) AA rated Islamic Banks or Islamic windows of Conventional Banks as selected by MUFAP.
Pricing Mechanism	Backward
Dealing Days	Monday-Friday
Cut off Timing	Mon-Fri (7:00 PM)
Leverage	Nil
Maturity Date of the Plan	April 18, 2024

*Subject to government levies

Fund Facts / Technical Information

NAV per Unit (PKR)	100.2604
Net Assets (PKR M)	2,021
Weighted average time to maturity (Days)	267
Total expense ratio with government levy** (Annualized) - YTD	1.48%
Total expense ratio without government levy (Annualized) - YTD	1.34%
Total expense ratio with government levy (Annualized) - MTD	0.61%
Total expense ratio without government levy (Annualized) - MTD	0.55%

**This includes 0.14% representing government levy, Sindh Workers' Welfare fund and SECP fee

Performance Information

	ALHWPVII	Benchmark
Year to Date Return	20.20%	6.85%
Month to Date Return	19.30%	7.16%
180 Days Return	NA	NA
365 Days Return	NA	NA
Since inception	20.20%	6.85%

Returns are computed on the basis of NAV to NAV with dividends reinvested

MCBAH Shariah Supervisory Board

Justice (Rtd.) Muhammad Taqi Usmani	Chairman
Dr. Muhammad Zubair Usmani	Member
Dr. Ejaz Ahmed Samdani	Member

Investment Objective

The Objective of Alhamra Wada Plan VII is to provide Promised return to the Unit Holders at maturity by investing in Shariah Compliant short term Fixed Income Securities.

Manager's Comment

The fund posted a return of 19.30% against its benchmark return of 7.16%. WAM of the fund was 267 days at month end.

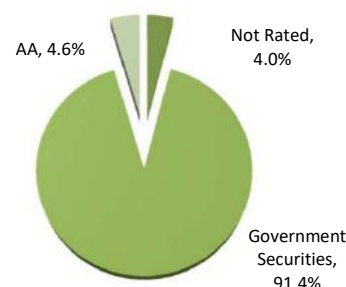
Asset Allocation (%age of Total Assets)

	Jun-23	May-23
Cash	4.6%	5.3%
GoP Ijaza Sukuk	91.4%	92.2%
Other including receivables	4.0%	2.5%

Members of the Investment Committee

Muhammad Saqib Saleem	Chief Executive Officer
Mohammad Asim, CFA	Chief Investment Officer
Saad Ahmed	Head of Fixed Income
Syed Abid Ali	Head of Equities
Syed Mohammad Usama Iqbal	Fund Manager Fixed Income Funds
Raza Inam, CFA	Head of Research

Asset Quality (%age of Total Assets)



Selling and Marketing Expenses Charged to the Fund (PKR)

MTD	YTD
-	-

DISPUTE RESOLUTION/ COMPLAINTS HANDLING:

Investors may lodge their complaints to our Investor Services Department through any of the following options where our dedicated staff is available 24/7 to provide assistance: Call at (+92-21) 11 11 11 (SAVE 47283), Email at info@mcba.com, Whatsapp us at +923004362224, Chat with us through our website www.mcba.com or Submit through our Website <https://www.mcba.com/helpdesk/>. In case your complaint has not been properly redressed by us, you may lodge your complaint with SECP at the link <https://sdms.secp.gov.pk/>. However, please note that SECP will entertain only those complaints which were at first directly requested to be redressed by the Company and the Company has failed to redress the same. Further, the complaints that are not relevant to SECP's regulatory domain/competence shall not be entertained by the SECP.

DISCLAIMER

This publication is for informational purposes only and nothing herein should be construed as a solicitation, recommendation or an offer to buy or sell any fund. All investments in mutual funds are subject to market risks. The NAV based prices of units and any dividends/returns thereon are dependant on forces and factors affecting the financial markets. These may go up or down based on market conditions. Past performance is not necessarily indicative of future results. Performance data does not include the cost incurred directly by an investor in the form of sales loads etc

MUFAP's Recommended Format.



Alhamra Islamic Asset Allocation Fund

June 30, 2023

NAV - PKR 65.3123



General Information

Fund Type	An Open End Scheme
Category	Shariah Compliant Islamic Asset Allocation Scheme
Asset Manager Rating	AM1 (AM One) by PACRA (06-Oct-22)
Stability Rating	Not Applicable
Risk Profile	High (Principal at high risk)
Launch Date	2-May-2006
Fund Manager	Jawad Naeem
Trustee	Central Depository Company of Pakistan Limited
Auditor	A.F. Ferguson & Co. Chartered Accountants
Management Fee	Up to 4.0% per annum of the average annual Net Assets of the scheme calculated on daily basis, with in allowed expense ratio (Actual rate of Management Fee 3.30%)
Front end Load *	Type A Units: Individual 3% Corporate Nil
Back end Load *	Type B Units: Nil Type C Units (Bachat Units): Nil Type A Units — Nil Type B Units 3.0% for first year after investment 2.0% for second year after investment 1.0% for third year after investment Nil for redemptions after completion of 3 years from investment Type C-Bachat Units Back end load for two years option: 3% if redeemed before completion of one year (12 Months) from the date of initial investment. 2% if redeemed after completion of one year (12 Months) but before two years (24 Months) from the date of initial investment. 0% if redemption after completion of two years (24 Months) from the date of initial investment. Back end load for three years option: 3% if redeemed before completion of one and a half year (18 Months) from the date of initial investment. 2% if redeemed after completion of one and a half year (18 Months) but before three years (36 Months) from the date of initial investment. 0% if redemption after completion of three years (36 Months) from the date of initial investment. Min. Subscription Listing Benchmark Pricing Mechanism Dealing Days Cut off Timing Leverage

*Subject to government levies

Fund Facts / Technical Information

	ALHAA
NAV per Unit (PKR)	65.3123
Net Assets (PKR M)	1,289
Sharpe Ratio	0.01
Beta	0.73
Correlation***	90.47%
Standard Deviation	0.82
MTD Total expense ratio with government levy (Annualized)	4.50%
MTD Total expense ratio without government levy (Annualized)	4.00%
YTD Total expense ratio with government levy** (Annualized)	4.78%
YTD Total expense ratio without government levy (Annualized)	4.27%

*prospective earnings

** This includes 0.51% representing government levy Sindh Worker's Welfare Fund and SECP fee.

***as against benchmark

Selling and Marketing Expenses Charged to the Fund (PKR)	MTD	YTD
	-	-

Performance Information (%)

	ALHAA	Benchmark
Year to Date Return	1.43%	3.09%
Month to Date Return	-0.24%	-0.74%
180 Days Return	4.02%	3.63%
365 Days Return	1.43%	3.09%
Since inception	267.42%	412.80%

Returns are computed on the basis of NAV to NAV with dividends reinvested

Investment Objective

The objective of the fund is to provide medium to long term capital appreciation through investing in Shariah compliant investments in Pakistan and Internationally.

Manager's Comment

During the month, the fund generated a return of -0.24% against its benchmark return of -0.74% at month end.

Asset Allocation (%age of Total Assets)

	Jun-23	May-23
Cash	14.2%	16.8%
Others including receivables	1.3%	1.3%
Stocks / Equities	84.5%	81.9%

Top 10 Holdings (%age of Total Assets)

Fauji Cement Company Limited	Equity	7.6%
Lucky Cement Limited	Equity	5.8%
Systems Limited	Equity	5.5%
Mari Petroleum Company Limited	Equity	5.3%
Meezan Bank Limited	Equity	5.3%
Engro Corporation Limited	Equity	5.2%
Oil & Gas Development Company Limited	Equity	4.4%
Engro Fertilizer Limited	Equity	4.4%
Maple Leaf Cement Factory Limited	Equity	4.1%
Hub Power Company Limited	Equity	4.0%

Members of the Investment Committee

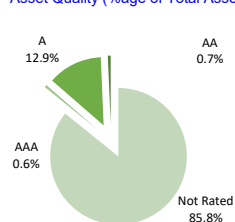
Muhammad Saqib Saleem	Chief Executive Officer
Muhammad Asim, CFA	Chief Investment Officer
Syed Abid Ali	Head of Equities
Saad Ahmed	Head of Fixed Income
Jawad Naeem	Head of Islamic Equities
Awais Abdul Sattar, CFA	Portfolio Manager - Equities

MCBAH Shariah Supervisory Board

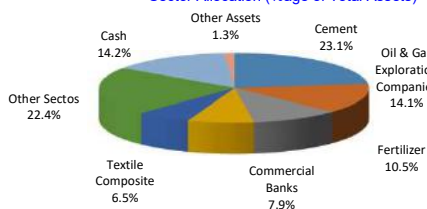
Justice (Rtd.) Muhammad Taqi Usmani	Chairman
Dr. Muhammad Zubair Usmani	Member
Dr. Ejaz Ahmed Samdani	Member

	2018	2019	2020	2021	2022
Benchmark (%)	-7.96	-19.93	0.68	35.56	-9.53
ALHAA (%)	-4.06	-8.89	-0.76	24.41	-17.22

Asset Quality (%age of Total Assets)



Sector Allocation (%age of Total Assets)



MUFAP's Recommended Format.

DISPUTE RESOLUTION/ COMPLAINTS HANDLING:

Investors may lodge their complaints to our Investor Services Department through any of the following options where our dedicated staff is available 24/7 to provide assistance: Call at (+92-21) 11 11 11 (SAFE 47285), Email at info@mcba.com, Whatsapp us at +923049362224, Chat with us through our website www.mcba.com or Submit through our Website <https://www.mcba.com/helpdesk/>, in case your complaint has not been properly redressed by us, you may lodge your complaint with SECP at the link <https://sdms.secp.gov.pk/>. However, please note that SECP will entertain only those complaints which were at first directly requested to be redressed by the Company and the Company has failed to redress the same. Further, the complaints that are not relevant to SECP's regulatory domain/competence shall not be entertained by the SECP.

DISCLAIMER

This publication is for informational purposes only and nothing herein should be construed as a solicitation, recommendation or an offer to buy or sell any fund. All investments in mutual funds are subject to market risks. The NAV based prices of units and any dividends/returns thereon are dependent on forces and factors affecting the financial markets. These may go up or down based on market conditions. Past performance is not necessarily indicative of future results. Performance data does not include the cost incurred directly by an investor in the form of sales loads etc.



Alhama Islamic Stock Fund

June 30, 2023 NAV - PKR 9.01



General Information

Fund Type	An Open End Scheme
Category	Shariah Compliant Equity Scheme
Asset Manager Rating	AM1 (AM One) by PACRA (06-Oct-22)
Stability Rating	Not Applicable
Risk Profile	High (Principal at high risk)
Launch Date	11-Sept-2004 (Converted into Shariah Compliant Islamic Fund with effect from July 01, 2015)
Fund Manager	Jawad Naeem
Trustee	Central Depository Company of Pakistan Limited
Auditor	EY Ford Rhodes, Chartered Accountants
Management Fee	Up to 4.0% per annum of the average annual Net Assets of the scheme calculated on daily basis, with in allowed expense ratio limit. [Actual rate of Management Fee: 2.00%]
Front end Load*	Type "B" Units: Individual ----- 3% Corporate ----- Nil Type "C" Units: Bachat Units (Two Years) ----- Nil Bachat Units (Three Years) ----- Nil Type "B" Units ----- Nil Type "C" Units - Bachat Units (Two Years): 3% if redeemed before completion of two (2) years from the date of initial investment. 0% if redemption after completion of two (2) years from the date of initial investment. Type "C" Units - Bachat Units (Three Years): 3% if redeemed before completion of three (3) years from the date of initial investment. 0% if redemption after completion of three (3) years from the date of initial investment.
Back-end load*	
Min. Subscription	PKR 500
Listing	Pakistan Stock Exchange
Benchmark	KMI-30 Index
Pricing Mechanism	Forward
Dealing Days	Monday - Friday
Cut off Timing	Mon-Thu (3:00 PM) Fri (4:00 PM)
Leverage	Nil

*Subject to government levies

Fund Facts / Technical Information	ALHISF	KMI-30
NAV per Unit (PKR)	9.01	
Net Assets (PKR M)	2,479	
Net Assets excluding fund of funds (PKRM)	2,453	
Price to Earning (x)*	4.3	5.8
Dividend Yield (%)	8.9	9.7
No. of Holdings	40	30
Weighted Avg. Market Cap. (PKR Bn)	88.0	124.5
Sharpe Ratio	-0.02	-0.01
Beta	0.87	1
Correlation***	96.40%	
Standard Deviation	1.07	1.19
MTD Total expense ratio with government levy (Annualized)	4.21%	
MTD Total expense ratio without government levy (Annualized)	3.88%	
YTD Total expense ratio with government levy** (Annualized)	4.55%	
YTD Total expense ratio without government levy (Annualized)	4.20%	
*prospective earnings		
**This includes 0.35% representing government levy, Sindh workers' welfare fund and SECP fee.		
*** as against benchmark		
Selling and Marketing Expenses Charged to the Fund (PKR)	MTD	YTD
	2,664,576	33,629,887

Performance Information	ALHISF	Benchmark
Year to Date Return	-0.99%	2.88%
Month to Date Return	-0.33%	-0.83%
180 Days Return	2.85%	3.62%
365 Days Return	-0.99%	2.88%
Since inception	0.22%	21.64%

Returns are computed on the basis of NAV to NAV with dividends reinvested

	2018	2019	2020	2021	2022
Benchmark (%)	-9.59	-23.84	1.62	39.32	-10.25
ALHISF (%)	-12.00	-20.22	2.36	29.92	-19.40

Members of the Investment Committee

Muhammad Saqib Saleem	Chief Executive Officer
Mohammad Asim CFA	Chief Investment Officer
Saad Ahmed	Head of Fixed Income
Syed Abid Ali	Head of Equities
Jawad Naeem	Head of Islamic Equities
Awais Abdul Sattar, CFA	Portfolio Manager - Equities

Investment Objective

The objective of the Fund is to provide investors long term capital appreciation from its investment in Shariah Compliant Equity Securities.

Manager's Comment

During the month, the fund posted a return of -0.33%. Sector Exposure in Fertilizer and Cement Sector increased. Exposure in overall equities decreased.

Asset Allocation (%age of Total Assets)	Jun-23	May-23
Stock / Equities	94.3%	94.4%
Cash	4.7%	5.1%
Others including receivables	1.0%	0.5%

Note: Amount invested by fund of funds is PKR 26 million (1.0% of Total Assets) as of June 30, 2023.

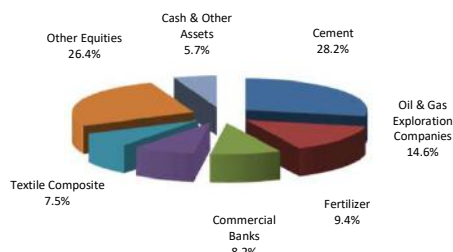
Top 10 Equity Holdings (%age of Total Assets)

Fauji Cement Company Limited	8.0%
Lucky Cement Limited	6.6%
Maple Leaf Cement Factory Limited	5.9%
Systems Limited	5.8%
Meezan Bank Limited	5.8%
Mari Petroleum Company Limited	5.8%
Oil & Gas Development Company Limited	5.5%
Engro Corporation Limited	5.3%
Hub Power Company Limited	4.2%
Pakistan Petroleum Limited	3.3%

MCBAH Shariah Supervisory Board

Justice (Rtd.) Muhammad Taqi Usmani	Chairman
Dr. Muhammad Zubair Usmani	Member
Dr. Ejaz Ahmed Samdani	Member

Sector Allocation (%age of Total Asset)



MUFAP's Recommended Format.

DISPUTE RESOLUTION/ COMPLAINTS HANDLING:

Investors may lodge their complaints to our Investor Services Department through any of the following options where our dedicated staff is available 24/7 to provide assistance: Call at (+92-21) 11 11 ISAVE (47283), Email at info@mcba.com, Whatsapp up at +923004362224. Chat with us through our website www.mcba.com or Submit through our Website <https://www.mcba.com/helpdesk/>. In case your complaint has not been properly redressed by us, you may lodge your complaint with SECP at the link <https://adms.secp.gov.pk/>. However, please note that SECP will entertain only those complaints which were at first directly requested to be redressed by the Company and the Company has failed to redress the same. Further, the complaints that are not relevant to SECP's regulatory domain/competence shall not be entertained by the SECP.

DISCLAIMER

This publication is for informational purposes only and nothing herein should be construed as a solicitation, recommendation or an offer to buy or sell any fund. All investments in mutual funds are subject to market risks. The NAV based prices of units and any dividends/returns thereon are dependant on forces and factors affecting the financial markets. These may go up or down based on market conditions. Past performance is not necessarily indicative of future results. Performance data does not include the cost incurred directly by an investor in the form of sales loads etc.



Alhama Smart Portfolio

(An Allocation Plan of Alhama Islamic Active Allocation Fund)

June 30, 2023 NAV - PKR 110.3383



General Information

Plan Type	An Open End Scheme
Category	Shariah Compliant Islamic Asset Allocation Plan
Asset Manager Rating	AM1 (AM One) by PACRA (06-Oct-22)
Stability Rating	Not Applicable
Risk Profile	Medium (Principal at Medium risk)
Launch Date	11-June-21
Fund Manager	Syed Muhammad Usama Iqbal
Trustee	Digital Custodian Company Limited
Auditor	E.Y Ford Rhodes, Chartered Accountants
Management Fee	10% of accrued bank profit to be calculated on a daily basis (Actual rate of Management Fee : 0.09%)
Front end Load*	Individuals upto 3% Corporate Nil
Back end Load*	Nil
Min. Subscription	PKR 500
Listing	Pakistan Stock Exchange
Benchmark	KMI-30 Index and six (6) months average deposit rates of three (3) "A" rated Scheduled Islamic Banks or Islamic Windows of Conventional Banks as selected by the MUFAP on the basis of actual proportion held by the Scheme.
Pricing Mechanism	Forward
Dealing Days	Monday - Friday
Cut off Timing	Mon-Thu (3:00 PM) Fri (4:00 PM)
Leverage	Nil

*Subject to government levies

Fund Facts / Technical Information

ALHSP

NAV per Unit (PKR)	110.3383
Net Assets (PKR M)	115
YTD Total expense ratio with government levy** (Annualized)	1.06%
YTD Total expense ratio without government levy (Annualized)	1.01%
MTD Total expense ratio with government levy (Annualized)	1.06%
MTD Total expense ratio without government levy (Annualized)	1.00%

**This includes 0.05% representing government levy, Sindh Workers' Welfare fund and SECP fee

Performance Information (%)

ALHSP

Benchmark

Year to Date Return	10.16%	5.39%
Month to Date Return	0.99%	0.28%
180 Days Return	6.21%	3.44%
365 Days Return	10.16%	5.39%
Since inception	11.10%	4.87%

Returns are computed on the basis of NAV to NAV with dividends reinvested

	2021*	2022
Benchmark (%)	-0.55	0.05
ALHSP (%)	-0.12	0.97

* From June 11, 2021 to June 30, 2021.

Investment Objective

The Objective of Alhama Smart Portfolio (ALHSP) is to provide opportunity to the Unit Holders to earn potentially high return by taking stock market exposure while minimizing risk to capital.

Manager's Comment

During the month, the fund posted a return of 0.99% against its benchmark return of 0.28%.

Asset Allocation (%age of Total Assets)

Jun-23

May-23

Cash	5.9%	6.0%
Alhama Islamic Income Fund	71.3%	71.0%
Others including receivables	0.1%	0.0%
Alhama Islamic Stock Fund	22.7%	23.0%

Members of the Investment Committee

Muhammad Saqib Saleem	Chief Executive Officer
Muhammad Asim, CFA	Chief Investment Officer
Jawad Naeem	Head of Islamic Equities
Syed Abid Ali	Head of Equities
Saad Ahmed	Head of Fixed Income
Awais Abdul Sattar, CFA	Portfolio Manager - Equities

MCBAH Shariah Supervisory Board

Justice (Rtd.) Muhammad Taqi Usmani	Chairman
Dr. Muhammad Zubair Usmani	Member
Dr. Ejaz Ahmed Samdani	Member

Selling and Marketing Expenses Charged to the Fund (PKR)

MTD

YTD

-

-

Asset Quality (%age of Total Assets)



DISPUTE RESOLUTION/ COMPLAINTS HANDLING:

Investors may lodge their complaints to our Investor Services Department through any of the following options where our dedicated staff is available 24/7 to provide assistance: Call at (+92-21) 11 11 ISAVE (47283), Email at info@mcba.com, Whatsapp us at +923004362224, Chat with us through our website www.mcba.com or Submit through our Website <https://www.mcba.com/helpdesk/>. In case your complaint has not been properly redressed by us, you may lodge your complaint with SECP at the link <https://sdms.secp.gov.pk/>. However, please note that SECP will entertain only those complaints which were at first directly requested to be redressed by the Company and the Company has failed to redress the same. Further, the complaints that are not relevant to SECP's regulatory domain/competence shall not be entertained by the SECP.

DISCLAIMER

This publication is for informational purposes only and nothing herein should be construed as a solicitation, recommendation or an offer to buy or sell any fund. All investments in mutual funds are subject to market risks. The NAV based prices of units and any dividends/returns thereon are dependant on forces and factors affecting the financial markets. These may go up or down based on market conditions. Past performance is not necessarily indicative of future results. Performance data does not include the cost incurred directly by an investor in the form of sales loads etc.

MUFAP's Recommended Format.



Alhamra Islamic Pension Fund

June 30, 2023



General Information

Fund Type	An Open End Scheme
Category	Islamic Voluntary Pension Scheme
Asset Manager Rating	AM1 (AM One) by PACRA (06-Oct-22)
Stability Rating	Not Applicable
Launch Date	15-Nov-07
Fund Manager	Jawad Naeem
Trustee	Central Depository Company of Pakistan Limited
Auditor	Yousuf Adil, Chartered Accountants
Management Fee	Within allowed expense ratio limit i.e for Equity sub fund up to 1.5%; Money Market up to 1.5%; and Income, up to 1.5%.
ALHIPF - Equity	Actual rate of Management Fee : 1.50%
ALHIPF - Debt	Actual rate of Management Fee : 1.13%
ALHIPF - Money Market	Actual rate of Management Fee : 0.72%
Front / Back end Load*	3% / 0%
Min. Subscription	PKR 500
Pricing Mechanism	Forward
Dealing Days	Monday - Friday
Cut off Timing	Mon-Thu (3:00 PM) Fri (4:00 PM)
Leverage	Nil

*Subject to government levies

Top 10 Equity Holdings (%age of Total Assets) - Equity Sub Fund

Lucky Cement Limited	7.6%
Fauji Cement Company Limited	6.9%
Systems Limited	6.0%
Meezan Bank Limited	5.9%
Engro Corporation Limited	5.9%
Mari Petroleum Company Limited	5.8%
Maple Leaf Cement Factory Limited	5.8%
Oil & Gas Development Company Limited	5.0%
Hub Power Company Limited	3.9%
D.G. Khan Cement Company Limited	3.1%

Performance Information & Net Assets

	ALHIPF-EQ*	ALHIPF-DT**	ALHIPF-MM**
Year to Date Return (%)	0.20%	15.07%	16.30%
Month to Date Return (%)	-0.17%	19.68%	18.83%
Since inception (%)	427.61%	7.27%	6.65%
Net Assets (PKR M)	433.70	452.72	727.98
NAV (Rs. Per unit)	528.67	300.93	274.91
MTD Total expense ratio with government levy (Annualized)	2.63%	1.80%	1.06%
MTD Total expense ratio without government levy (Annualized)	2.34%	1.60%	0.91%
YTD Total expense ratio with government levy (Annualized)	2.57%**	1.55%**	0.95%***
YTD Total expense ratio without government levy (Annualized)	2.28%	1.35%	0.81%
* This includes 0.29% representing government levy, Sindh Workers' Welfare Fund and SECP fee			
** This includes 0.2% representing government levy, Sindh Workers' Welfare Fund and SECP fee			
*** This includes 0.14% representing government levy, Sindh Workers' Welfare Fund and SECP fee			

Returns are computed on the basis of NAV to NAV with dividends reinvested

Selling and Marketing Expense Charged to the Fund (PKR)	ALHIPF-EQ	ALHIPF-DT	ALHIPF-MM
YTD	-	-	-
MTD	-	-	-

	2018	2019	2020	2021	2022
ALHIPF - EQ*	-12.16	-18.97	12.12	37.00	-17.46
ALHIPF - DT**	2.99	5.33	9.06	5.87	7.83
ALHIPF - MM**	3.34	6.63	8.63	4.82	8.25
* Total Return					
** Annualized return					

Investment Objective

The investment objective of the fund is to seek steady returns with a moderate risk for investors by investing in a portfolio of equity, short medium term debt and money market instruments.

Manager's Comment

Equity sub-fund generated return of -0.17% during the month. Overall allocation in equity increased.

Debt sub-fund generated an annualized return of 19.68% during the month. Exposure in cash increased.

Money Market sub-fund generated an annualized return of 18.83% during the month. The exposure in cash increased.

ALHIPF -Money Market (%age of Total Assets)	Jun-23	May-23
Cash	57.6%	42.5%
GoP Ijara Sukuk	25.8%	28.8%
Shariah Compliant Bank Deposits	0.0%	0.0%
Others including receivables	4.3%	4.6%
Shariah Compliant Commercial Paper	0.0%	0.0%
Sukuks	12.3%	13.7%
Shariah Compliant Placement in Banks & DFIs	0.0%	10.4%

ALHIPF-Debt (%age of Total Assets)	Jun-23	May-23
Cash	30.3%	28.1%
GoP Ijara Sukuk	30.5%	31.2%
Others including receivables	3.9%	4.6%
Sukuks	19.9%	20.3%
Shariah Compliant Commercial Paper	0.0%	0.0%
Government Backed/ Guaranteed Securities	15.4%	15.8%

ALHIPF-Equity (%age of Total Assets)	Jun-23	May-23
Cement	29.1%	26.8%
Oil and Gas Exploration Companies	13.9%	17.4%
Fertilizer	9.6%	8.9%
Commercial Banks	8.0%	8.1%
Textile Composite	7.6%	6.8%
Other equity sectors	27.4%	27.0%
Cash	0.7%	1.6%
Others including receivables	3.7%	3.4%

MCBAH Shariah Supervisory Board

Justice (Rtd.) Muhammad Taqi Usmani	Chairman
Dr. Muhammad Zubair Usmani	Member
Dr. Ejaz Ahmed Samdani	Member

Members of the Investment Committee

Muhammad Saqib Saleem	Chief Executive Officer
Muhammad Asim, CFA	Chief Investment Officer
Syed Abid Ali	Head of Equities
Jawad Naeem	Head of Islamic Equities
Saad Ahmed	Head of Fixed Income
Awais Abdul Sattar, CFA	Portfolio Manager - Equities

DISPUTE RESOLUTION/ COMPLAINTS HANDLING:

Investors may lodge their complaints to our Investor Services Department through any of the following options where our dedicated staff is available 24/7 to provide assistance: Call at (+92-21) 11 11 ISAVE (47283), Email at info@mcba.com, Whatsapp us at +923004362224, Chat with us through our website www.mcba.com or Submit through our Website <https://www.mcba.com/helpdesk/>. In case your complaint has not been properly redressed by us, you may lodge your complaint with SECP at the link <https://fdms.secp.gov.pk/>. However, please note that SECP will entertain only those complaints which were at first directly requested to be redressed by the Company and the Company has failed to redress the same. Further, the complaints that are not relevant to SECP's regulatory domain/competence shall not be entertained by the SECP.

DISCLAIMER

This publication is for informational purposes only and nothing herein should be construed as a solicitation, recommendation or an offer to buy or sell any fund. All investments in Voluntary Pension Schemes are subject to market risks. The NAV based prices of units and any dividends/returns thereon are dependant on forces and factors affecting the financial markets. These may go up or down based on market conditions. Past performance is not necessarily indicative of future results.

Performance data does not include the cost incurred directly by an investor in the form of sales loads etc.